COMPANIES, P4
ZEE-SONY MERGER LOOMING
NCLT dismisses insolvency plea filed by IDBI against Zee

ECONOMY, P2
TO GROW THREE TIMES
Demand for chemicals to reach $1 trn by 2040: Hardeep Puri

INTERNATIONAL, P8
COMBATING INFLATION
Lagarde: ECB needs to keep interest rates 'sustainably high'

CHANDIGARH, SATURDAY, MAY 20, 2023

FOLLOW US ON TWITTER & FACEBOOK. APP AVAILABLE ON APP STORE & PLAYSTORE WWW.FINANCIALEXPRESS.COM

FINANCIAL EXPRESS

VOL XXII NO. 327, 22 PAGES, ₹10.00 PUBLISHED FROM: AHMEDABAD, BENGALURU, CHANDIGARH, CHENNAI, HYDERABAD, KOCHI, KOLKATA, LUCKNOW, MUMBAI, NEW DELHI, PUNE

READ TO LEAD

SENSEX: 61,729.68 ▲ 297.94 NIFTY: 18,203.40 ▲ 73.45 NIKKEI 225: 30,808.35 ▲ 234.42 HANG SENG: 19,450.57 ▼ 276.68 ₹/$: 82.67 ▼ 0.07 ₹/€: 89.29 ▲ 0.06 BRENT: $76.65 ▲ $0.79 GOLD: ₹60,031 ▼ ₹237

₹2,000 notes to be withdrawn

Exchange window kept open from May 23 to Sept 30

AJAY RAMANATHAN
Mumbai, May 19

THE RESERVE BANK of India (RBI) has decided to withdraw the ₹2,000 note from circulation. However, it will continue to remain as a legal tender.

"In pursuance of the 'Clean Note Policy' of the Reserve Bank of India, it has been decided to withdraw the ₹2,000 denomination banknotes from circulation," RBI said in a press release on Friday.

The central bank has advised banks to stop issuing ₹2,000 denomination banknotes with immediate effect.

People can deposit ₹2,000 banknotes into their bank accounts or exchange them into banknotes of other denominations at any bank branch. The exchange of ₹2,000 banknotes into banknotes of other denominations can be made up to a limit of ₹20,000 at a time at any bank starting from May 23.

Banks must provide deposit or exchange facility for ₹2,000 banknotes until September 30.

Continued on Page 2

- To remin legal tender; exchange of notes can be made up to a limit of ₹20,000 at a time at any bank
- The ₹2,000 banknote was introduced in November 2016 after demonetisation

EXPLAINER
The 2,000-rupee note withdrawal PAGE 2

LIBERAL EXEMPTIONS, EASIER VALUATION NORMS

Govt softens angel tax blow

Safe harbour of 10% variation

SURABHI
New Delhi, May 19

THE FINANCE MINISTRY on Friday exempted a broad set of foreign investors, including almost all public funds, banks and insurers from the ambit of the so-called angel tax. It also widened the scope of valuation of unlisted shares, which will make it easier for Indian firms to justify the premium received by them while issuing shares to foreign equity investors.

Tax experts and investment intermediaries welcomed the dilution of the tax, which was extended to foreign investors in Budget FY24. Fundraise by India's growth-hungry medium and small enterprises and start-ups won't be hindered much by the new tax thanks to the easier rules, they added.

According to notification issued by the Central Board of Direct Taxes (CBDT), five more valuation tools will be made available for non-resident investors, apart from the Discounted Cash Flow (DCF) and Net Asset Value (NAV) methods.

A safe harbour of 10 % variation in value will be allowed to account for forex fluctuations as well as the impact of bidding processes and variations in other economic indicators in the valuation of unquoted shares.

Where any consideration is received by a company for issue of shares, from any non-resident entity notified by the Central government, the price of the equity shares corresponding to the consideration may be taken as the fair market value for resident and non-resident investors.

Continued on Page 11

NEW NORMS

- Tax experts and investment intermediaries welcomed the dilution of the tax
- Fundraise by India's growth-hungry MSMEs and start-ups won't be hindered much
- Five more valuation tools will be made available for non-resident investors

No TCS on forex payment up to ₹7 lakh through credit cards

SURABHI
New Delhi, May 19

THE GOVERNMENT ON Friday relaxed the recently notified regulations on spending in foreign exchange through international credit cards, amidst the concerns raised by a cross section of the stakeholders.

"To avoid any procedural ambiguity, it has been decided that any payments by an individual using their international debit or credit cards up to ₹7 lakh ($8,444) at current exchange rate per financial year, will be excluded from the LRS limits and hence, will not attract any TCS," the finance ministry said in a statement.

Also, the existing beneficial Tax Collection at Source (TCS) treatment for education and health payments will also continue, it added.

The necessary changes to the Rules (Foreign Exchange Management (Current Account Transactions Rules), 2000) will be issued soon.

Via a notification amending the relevant FEMA rules on May 16, the government had brought credit card transactions by individuals under an annual Liberalised Remittance Scheme (LRS) limit of $2,50,000, meaning any higher spend would require the Reserve Bank of India's prior approval. The higher TCS of 20% on such transactions (up from 5% now) was slated to apply from July 1.

Continued on Page 11

RBI approves surplus transfer of ₹87,416 crore

Centre's FY24 dividend receipts seen at over ₹1.5 trn

PIYUSH SHUKLA & PRASANTA SAHU
Mumbai/New Delhi, May 19

THE RESERVE BANK of India (RBI) on Friday decided to transfer a surplus of ₹87,416 crore to the Union government for the accounting year ended March 31, as against the payout of ₹30,307 crore in the previous year, which was the lowest in 10 years.

The transfer is after keeping the contingency risk buffer (CRF) at 6%, or the mid point of the band mandated under the revised Economic Capital Framework (ECF). It is enabled by a rise in gross dollar sales and lower provisioning requirements in 2022-23.

The Centre will account for this receipt, which is much higher than budgeted, in the current financial year, in what gives a boost to its non-tax revenues. The surplus transfer approved by the RBI board was still slightly lower than the estimates by many analysts, some of which anticipated the payout to exceed ₹1 trillion, as they assumed the CRB to be 5.5%, as in recent years.

For the financial year 2023-24, the Centre has budgeted total dividend receipts of about ₹91,000 crore. This includes ₹48,000 crore from "the RBI, public sector banks and financial institutions", and ₹43,000 crore from the Central Public Sector Enterprises.

Continued on Page 2

RBI SURPLUS TRANSFER TO THE CENTRE

■ IN THE NEWS

AMCs staring at ₹1.4k-cr hit to profits with Sebi's proposal

The Securities and Exchange Board of India's (Sebi's) proposal to introduce a uniform total expense ratio (TER) structure has left asset management companies (AMCs) sweating over a potential ₹1,400-crore hit to the bottom line. The consultation paper by the regulator states that fresh proposals will cap the TER at ₹29,404 crore. ■ PAGE 22

Defence production crosses ₹1-trn mark

Defence production in the country has crossed ₹1 trillion in 2022-23, registering a growth of 12% from last year, thanks to the policy push to promote indigenous manufacturing of defence equipment and curb imports. The total value of defence equipments produced locally stands at ₹1.06 trillion currently.

■ PAGE 22

No regulatory failure in Adani probe: SC panel

ASHLEY COUTINHO
Mumbai, May 19

THE SIX-MEMBER committee set up by the Supreme Court has not found any concrete evidence of regulatory failure on the part of market regulator Securities and Exchange Board of India (Sebi) in dealing with the alleged breach in securities laws with respect to the Adani Group.

"At this stage, taking into account the explanations provided by Sebi, supported by empirical data, prima facie, it would not be possible for the committee to conclude that there has been a regulatory failure around the allegation of price manipulation," the six-member panel said.

The remit of the committee was to investigate the Adani row, assess causal factors that led to volatility in the market in the aftermath of the Hindenburg report, suggest measures to strengthen investor awareness as well as the statutory and regulatory framework.

The three areas of investigation by Sebi related to minimum public shareholding (MPS), disclosure of transactions with related parties and stock price manipulation in Adani shares.

Continued on Page 2

ADANI GROUP STOCKS PERFORMANCE (% gain)

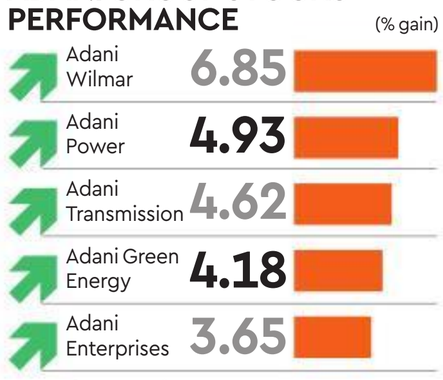

Key observations

- Some entities took short positions prior to the Hindenburg report and profited
- Suspicious trading observed in six entities
- FPIs compliant with beneficial ownership norms
- No finding of regulatory failure on minimum public shareholding

Game resumes for PUBG India

JATIN GROVER
New Delhi, May 19

MOBILE GAMING ENTHUSIASTS will be able to get back to one of their favourite action game, Battlegrounds Mobile, as the government has revoked the ban which was imposed on it in July last year because of alleged Chinese communication links. However, for the next three months the government will monitor if the company has complied with all security related norms.

"This is a three-month trial approval after the company said it has complied with issues of server locations and data security etc," Rajeev Chandrasekhar, minister of state for electronics and IT, said. He said that the government will keep a close watch on other issues of user harm, addiction etc, in next three months before taking a final decision.

Battlegrounds Mobile, is the Indian version of battle royale mobile game PUBG. The game operated by South Korea-based Krafton will soon make a comeback on the app stores for download, the company said in a statement on Friday.

"We are highly grateful to the Indian authorities for allowing us to resume operations of Battlegrounds Mobile India (BGMI)," said Sean Hyunil Sohn, CEO of Krafton, Inc, India. "We are committed to delivering exceptional products and services to our users in India and beyond, and we look forward to continuing our journey," Sohn added.

The multi-player online game had 100 million registered users, when it was banned in July last year on security concerns, alleged links with Chinese servers, violent crimes emerging from the game in real-life, among other issues.

With regard to changes in the Battleground game, the government has asked Krafton to tweak the settings in a way that it does not harm users, prevents user addiction as well as not lead to real-life violent actions, according to people aware of the matter.

"We are committed to providing a safe and enjoyable experience for our players and believe that by promoting responsible gaming, we can contribute to a healthier gaming culture, where players can enjoy themselves while still taking care of their overall well-being," said Vibhor Kukreti, head of government affairs at Krafton, Inc India.

In July 2021, Krafton launched BGMI, after the government banned PUBG in September 2020. After the ban, Krafton had cut ties with China-based Tencent, its publishing partner for games in India.

Continued on Page 11

BACK ON BOARD

- Battlegrounds Mobile is the Indian version of battle royale mobile game PUBG
- The game operated by South Korea-based Krafton will soon make a comeback on the app stores for download
- The multi-player online game had 100 million registered users, when it was banned in July last year on security concerns

Our financial performance is a reflection of our
CUSTOMER'S TRUST

NET PROFIT ₹1159 Cr yoy change 473.6%
GLOBAL BUSINESS ₹2165844 Cr yoy change 12.1%
GLOBAL ADVANCES ₹884681 Cr yoy change 12.7%
GNPA% 8.74% yoy change -304 bps
NNPA% 2.72% yoy change -208 bps
NET INTEREST INCOME ₹9499 Cr yoy change 30.1%
CRAR 15.50% yoy change +100 bps

AUDITED FINANCIAL RESULTS FOR THE QUARTER/YEAR ENDED MARCH 31, 2023 (STANDALONE & CONSOLIDATED)

(₹ in Crores)

Particulars	Standalone				Consolidated			
	Quarter ended		Year ended		Quarter ended		Year ended	
	31.03.2023 (Audited)	31.03.2022 (Audited)	31.03.2023 (Audited)	31.03.2022 (Audited)	31.03.2023 (Audited)	31.03.2022 (Audited)	31.03.2023 (Audited)	31.03.2022 (Audited)
Total Income from operations	27,268.95	21,095.17	97,286.64	87,199.49	28,132.23	21,350.59	99,084.88	88,339.49
Net Profit / (Loss) for the period (before Tax, Exceptional and/or Extraordinary items)	2,035.85	413.29	4,288.26	4,316.40	2,629.69	469.66	4,861.42	4,594.52
Net Profit / (Loss) for the period before tax (after Exceptional and/or Extraordinary items)	2,035.85	413.29	4,288.26	4,316.40	2,629.69	469.66	4,861.42	4,594.52
Net Profit / (Loss) for the period after tax (after Exceptional and/or Extraordinary items)	1,158.61	201.57	2,507.20	3,456.96	1,864.34	338.29	3,348.45	3,860.74
Total Comprehensive Income for the period [Comprising Profit / (Loss) for the period (after tax) and Other Comprehensive Income (after tax)]#	NA	NA	NA	NA	NA	NA	NA	NA
Paid up Equity Share Capital	2,202.20	2,202.20	2,202.20	2,202.20	2,202.20	2,202.20	2,202.20	2,202.20
Reserves (excluding revaluation reserves as per Balance Sheet)	NA	NA	89,198.33	86,236.07	NA	NA	92,223.18	88,331.10
Earnings per Share (after extraordinary items) (of ₹ 2 each)								
Basic	1.05	0.18	2.28	3.16	1.69	0.31	3.04	3.53
Diluted	1.05	0.18	2.28	3.16	1.69	0.31	3.04	3.53

Note: The above is an extract of the detailed format of Quarterly/Annual Financial Results filed with the Stock Exchanges under Regulation 33 of the SEBI (Listing Obligations and Disclosure Requirements) Regulations, 2015. The full format of the Quarterly/Annual Financial Results are available on the Stock Exchange websites (www.nseindia.com and www.bseindia.com) and on the Bank's website (www.pnbindia.in).

#Information relating to Total Comprehensive Income and Other Comprehensive Income is not furnished as Ind AS is not yet made applicable to the Bank.

Place: New Delhi
Date: May 19, 2023

M PARAMASIVAM EXECUTIVE DIRECTOR | BINOD KUMAR EXECUTIVE DIRECTOR | KALYAN KUMAR EXECUTIVE DIRECTOR | VIJAY DUBE EXECUTIVE DIRECTOR | ATUL KUMAR GOEL MANAGING DIRECTOR & CEO | K G ANANTHAKRISHNAN CHAIRMAN

www.pnbindia.in Follow us : | Toll Free: 1800-1800 & 1800-2021

पंजाब नैशनल बैंक ...भरोसे का प्रतीक ! punjab national bank ...the name you can BANK upon !

Economy

SATURDAY, MAY 20, 2023

JAPANESE INTEREST IN UPI

Ashwini Vaishnaw, minister of electronics & IT

I thank the Japanese digital affairs minister (Taro Kono), he has accepted PM Narendra Modi's very deep and extensive vision of Digital India.

7.85% STAKE WORTH ABOUT ₹41,000 CR

Govt not to sell ITC stake in FY24

Seeks 'opportune time' to offload its balance HZL stake

PRASANTA SAHU
New Delhi, May 19

THE CENTRE HAS no plans yet to sell a portion of its 7.85% stake in ITC, worth about ₹41,000 crore, at the current market prices, a senior official told *FE*.

The ITC stake, the prized holding of the Specified Undertaking of the Unit Trust of India (SUUTI), fetched about ₹1,500 crore in dividends to the exchequer for FY23.

"The timing has not yet been worked out (to sell stake in ITC)," the official said.

The ITC share price, which recently touched a new 52-week high of ₹433.45 on the BSE, closed at ₹419.9 on Friday.

Even though a small stake sale in ITC would fetch a decent amount of revenue to meet its disinvestment revenue target of ₹51,000 crore for FY24, no such plan indicates the government's likely comfortable revenue position, due to expected better tax and non-tax revenue performances.

Beating Street estimates, cigarettes-to-hotels major ITC on Thursday reported a 23.4% year-on-year rise in consolidated net profit to ₹5,175 crore in the quarter ended March 31, 2023 (Q4FY23), aided by its fast-moving consumer goods (FMCG) and hotel divisions, even as the agri and paperboards businesses took a hit.

In February 2017, the government sold a 2% stake from SUUTI's holding in ITC to mobilise about ₹6,700 crore.

Thereafter, it hasn't reduced much stake in the company.

No stake sale in ITC after 2017 could be due to the likely de-merger of the conglomerate into several distinct entities that could help the government realise more value for its stake.

Among other major stake sales in the pipeline for FY24, the government will proceed cautiously in selling a portion of its 29.54% (worth ₹38,500 crore at the current market price).

The official said the government might sell a portion of its stake in HZL at an opportune time in the current fiscal keeping in mind how the metal market pans out and the investor sentiment linked to the HZL promoter's proposal of a related-party transaction late last financial year.

The Centre decided to postpone the sale of its residual stake in Hindustan Zinc (HZL) in the previous fiscal, considering the fall in investor sentiment after the Anil Agarwal-promoted company proposed to acquire Vedanta group's global zinc assets in a $2.98-billion 'related-party' cash deal. The Centre has opposed the proposed deal as it was not in the interest of minority shareholders. A top official of the company said recently that HZL has not given up on the proposal.

HZL's share price closed at ₹308.45 on Friday, down 0.64% from the previous closing price.

PRIZED HOLDING

- The ITC stake, the prized holding of the Specified Undertaking of the Unit Trust of India, fetched about ₹1,500 crore in dividends to the exchequer for FY23
- Beating Street estimates, ITC on Thursday reported a 23.4% year-on-year rise in consolidated net profit to ₹5,175 crore in the quarter ended March 31

EXPLAINER

THE 2,000-RUPEE NOTE WITHDRAWAL

The Reserve Bank of India on Friday withdrew the 2,000-rupee note from circulation even as it maintained that the note "will continue to be legal tender". The RBI, however, has urged the public to exchange/deposit the notes on or before September 30. Here's a look at what the exercise means (compiled from the RBI FAQs on the withdrawal of the note)

Why has the note been withdrawn from circulation

THE 2,000-RUPEE note was introduced in November 2016, under the relevant provision of the RBI Act, primarily to quickly meet the need for legal tender after the old 500-rupee note and the then-legal 1,000-rupee note were demonetised on November 8, 2016. That objective being fulfilled and with the availability of banknotes in other denominations in adequate quantities, the printing of 2,000-rupee banknotes was stopped in 2018-19. A majority of the these notes were issued prior to March 2017 and are at the end of their estimated life-span of 4-5 years.

It has also been observed that this denomination is not commonly used for transactions. Further, the stock of banknotes in other denominations continues to be adequate to meet the currency requirement of the public.

Value of 2,000-rupee notes in the economy

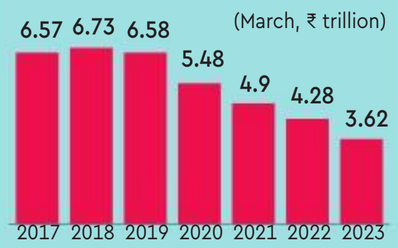

2,000-rupee notes as a % of total bank notes

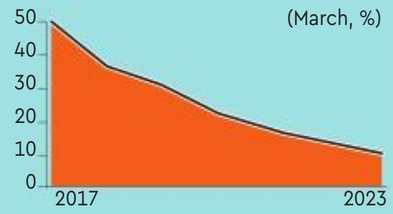

Clean Note Policy

THE RBI RELEASE also cites the central bank's 'Clean Note Policy' as a reason behind the decision to withdraw the 2,000 denomination banknotes from circulation.

The central bank announced the policy in January 1999, under which several steps were taken such as the installation of the Currency Verification and Processing Systems (CVPS), starting with nine issue offices before expanding it to all issue offices. With these systems in place, the disposal capacity, to get rid of soiled notes, increased considerably. The other steps taken were issuing of a directives to all banks prohibiting stapling of bank notes and to issue only clean notes to the public.

Legal tender, but...

THE 2,000-RUPEE banknote will continue to maintain its legal tender status, the RBI has said. And it can be used for normal transactions and receipts. The banknotes can even be deposited in holders' bank accounts and the amount later withdrawn in other denominations. But, the central bank "encourages" members of the public to deposit and/or exchange these banknotes on or before September 30, 2023, at all bank branches — starting from May 23. Exchange will be also be available at the 19 regional offices (ROs) of the RBI having Issue Departments, until September 30.

Will the 2,000-rupee note become defunct after September 30? This is where further clarity is needed from the RBI. News agency ANI says (citing unnamed people familiar with the matter) the note will remain legal tender after September 30. While the RBI thinks four months will be enough to exchange the notes, this is routine exchange of the RBI and "people need not panic", the ANI report said.

Limit on deposit/exchange

DEPOSIT INTO BANK accounts can be made without restrictions subject to compliance with extant Know Your Customer (KYC) norms and other applicable statutory/regulatory requirements.

But when it comes to exchange of the notes for banknotes of other denominations, one can exchange 2,000-rupee notes up to to a limit of ₹20,000 at a time. The banks must also comply with Cash Transaction Reporting (CTR) and Suspicious Transaction Reporting (STR) requirements, where applicable.

Those opting for exchange through business correspondents (BC) will be subject to a daily exchange limit of ₹4,000 per account-holder. That is a family of four, with four active accounts, can use the BC route to exchange a maximum of ₹16,000 per day. For this purpose, banks may, at their discretion, enhance the cash holding limits of BCs.

If someone needs more than ₹20,000 in cash for business or other purposes, only the deposit route will be available to them since deposit into accounts can be made without restrictions. The 2,000-rupee banknote can be deposited into accounts and cash requirements can be drawn against these deposits. Banks have been instructed to reduce inconvenience to senior citizens, persons with disabilities, etc, seeking to exchange/deposit the banknotes.

IN THE NEWS

Ease of doing business has improved: CII

THE EASE of doing business in the country has improved in the last 5 to 10 years but there is a long way to go in many areas, the Confederation of Indian industry (CII) said on Friday. PTI

GAIL to borrow up to ₹7,000 cr domestically

GAIL INDIA plans to borrow up to ₹7,000 crore in FY24 to fund the ₹10,000 crore capital expenditure plan for this fiscal, a top company official said on Friday. PTI

'Big opportunities in petrochemical sector'

UNION CHEMICALS and fertilisers minister Mansukh Mandaviya on Friday asked foreign companies to invest in India's petrochemical industry, which presents huge business opportunities. PTI

UP initiates steps to boost industry

THE UTTAR Pradesh government has implemented sector-specific policies to increase capital investment and generate maximum employment in the state. The state is providing exemption from stamp duty on the purchase of land for to set up industries in different areas of the state, a statement by UPSIDC said. FE BUREAU

Uttar Pradesh appoints 105 Udyami Mitras

THE YOGI Adityanath government in Uttar Pradesh has appointed 105 UdyamiMitras, with the aim of addressing and resolving issues facing investors in the state. FE BUREAU

Puri: Demand for chemicals to hit $1 trn by 2040

MANISH GUPTA
New Delhi, May 19

DOMESTIC DEMAND FOR chemicals and petrochemicals is expected to nearly triple and reach $1 trillion by 2040, minister of petroleum & natural gas Hardeep Singh Puri said at the Asia Petrochemical Industry Conference (APIC) 2023 on Friday.

"The Indian petrochemical industry is poised for transformational growth and is expected to contribute almost 10% to the incremental growth in the global petrochemical demand in the coming years," Puri said.

The Indian chemicals and petrochemical sector, with a current market size of $190 billion, is growing at a rate of 1.2-1.5 times the GDP. The Centre has instituted policies to boost the sector, including 100% FDI through automatic route.

The proposed Petroleum, Chemicals and Petrochemicals Investment Region (PCPIR), policy to be implemented between 2020-2035, is likely to attract a total investment of over ₹34 trillion and there is a plan to set up more than 10 plastic parks, the minister said.

"The chemicals and petrochemicals demand in India is expected to (more than) triple and reach $1 trillion by 2040," Puri said, adding that there are potential investment opportunities of $30 billion in the decade to come. The minister further said that about 80% of India's petrochemicals capacity is integrated with petroleum refineries and that it gives India an edge in terms of petrochemical feedstock certainty. India's refining capacity has increased from 215 MMTPA in 2013-14 to 251.2 MMTPA — the fourth largest in the world.

Chemicals & fertilisers minister Mansukh Mandaviya said, "India is poised to be the new destination of petrochemicals, globally. The world views India as a trusted partner and priority destination for investment due to our business friendly policies." Mandaviya also said that India is focussing on making affordable and improved life-cycle petrochemical products to help reduce carbon footprint.

More than 1,200 delegates from seven member nations and participants from Europe, China, America, the Mid East and other Asian countries, including senior government officials of key nations and regional and global partners, attended the conference. APIC is hosted annually by the partner country associations from India, Japan, Korea, Malaysia, Singapore, Taiwan and Thailand.

Earlier in the day, on the successful flight of India's first commercial airplane using indigenously produced Sustainable Aviation Fuel (SAF), oil minister Puri called it a significant step towards decarbonising the aviation sector.

The Indian petrochemical industry is expected to contribute almost 10% to the incremental growth in the global petrochemical demand in the coming years."

HARDEEP SINGH PURI, MINISTER OF PETROLEUM & NATURAL GAS

FROM THE FRONT PAGE

No regulatory failure in Adani probe: SC panel

The issue of MPS was dependent on whether the 13 overseas entities, including 12 foreign portfolio investors (FPIs), were compliant with beneficial ownership norms, said the committee report. The FPIs were found to be compliant. Sebi found 42 contributories to the assets under management of the 13 overseas entities. The regulator, however, has drawn a blank with regard to its investigation in ascertaining who these contributories were, even after reaching out to CBDT, Enforcement Directorate and securities regulators of seven jurisdictions.

"The securities market regulator suspects wrongdoing but also finds compliance with various stipulations in attendant regulations. Therefore, the record reveals a chicken and egg situation," the committee report said.

Sebi is separately trying to ascertain whether 13 transactions with respect to the Adani Group were fraudulent or not and is still in the process of collecting data, the committee report noted.

The definition of 'related party' and 'related party transactions' was amended in November 2021, with some changes effected on April 1, 2022 and April 1, 2023. So, it would not be possible to return a finding of a regulatory failure in the context of the regulations prevailing when the transactions were effected, the report said.

As many as 849 alerts were created with respect to Adani shares, resulting in four reports to Sebi — two well prior to the Hindenburg report and two after January 24. No pattern of artificial trading or 'wash trades' among the same parties multiple times was found. Sebi, however, found that some entities had taken short positions prior to the Hindenburg report and profited by squaring off their positions post the Hindenburg report. All of this was still under investigation, the committee said, and does not point to a regulatory failure.

The committee observed that despite the volatility, immediately after the publication of the Hindenburg report, the market has repriced and reassessed the Adani stocks and that retail investors had increased their exposure to these stocks after January 24.

"The remit of the committee was limited and cannot be treated as a conclusive opinion or verdict regarding the entire episode. A clearer picture will emerge once Sebi submits its investigation report on August 14. Nonetheless, the measures suggested in the report may help strengthen the securities market and protect investor interest," said Tushar Agarwal, advocate, Supreme Court of India.

"The committee has neither given any "clean chit" to Adani nor expressed any regulatory failure. It does take note of Sebi's suspicions on the trading pattern in Adani stocks. The committee has refrained from commenting any further as Sebi is still investigating," added Shashank Agarwal, advocate at Delhi HC.

The committee said it did not feel the need to confer more powers on Sebi. However, it said there was a need to develop a proper enforcement policy that would optimise the utilisation of regulatory resources. It said the quasi judicial arm of Sebi has to be ring fenced from the executive arm to ensure separation of powers. The committee also felt that Sebi should adopt a firm timeline for initiation and completion of investigations and proceedings.

The report suggested the creation of a Financial Redress Agency that handles investor grievances across sectors and a Central Unclaimed Property Authority to handle unclaimed private assets of deceased investors. It also suggested the creation of temporary multi-agency committee for complex enforcement matters. It also spoke of information overload, which could dissuade investors from taking the right decisions.

The SC had ordered the setting up of a committee headed by ex-SC judge AM Sapre to probe the recent Adani Group shares crash triggered by the Hindenburg Research's fraud allegations.

₹2,000 notes to be withdrawn

RBI had introduced the ₹2,000 banknote in November 2016, primarily to meet the currency requirement of the economy after the withdrawal of legal tender status of all ₹500 and ₹1,000 banknotes in circulation at that time.

The central bank's move comes at a time when the total value of these banknotes in circulation has fallen to ₹3.62 trillion or 10.8% of overall notes in circulation as of March 31, from ₹6.7 trillion as of March 31, 2018.

Furthermore, RBI observed that this denomination is not commonly used for transactions. Additionally, the stock of banknotes in other denominations continues to be adequate to meet the currency requirement of the public.

"The objective of introducing ₹2,000 banknotes was met once banknotes in other denominations became available in adequate quantities. Therefore, printing of ₹2,000 banknotes was stopped in 2018-19," the press release said.

"About 89% of the ·2,000 denomination banknotes were issued prior to March 2017 and are at the end of their estimated lifespan of 4-5 years," the statement further said.

The facility for exchange of ₹2,000 banknotes shall also be provided at the 19 regional offices of RBI having Issue departments. These notes will remain legal tender after September 30, too. However, RBI expects that the 4-month time is enough for people to exchange notes with the banks.

"As witnessed during demonetisation, we expect the deposit accretion of banks could improve marginally in the near term," Karthik Srinivasan, senior vice president, group head - financial sector ratings, Icra said.

"This will ease the pressure on deposit rate hikes and could also result in moderation in short-term interest rates."

RBI approves surplus transfer of ₹87,416 crore

Given the larger receipts from the RBI and likely healthy profits of state-run banks, FIs and CPSEs, the Centre's total dividend receipts could exceed the budget target by ₹60,000-70,000 crore in FY24, sources said.

This would give the Centre a buffer, should it announce any additional welfare programme, ahead of the spate of state elections through 2023.

Low payout by the central bank for 2021-22 (financial year 2022-3), was partly due to its heavy investments in reverse repo operations. The surplus transfer by the RBI was at a record ₹1.76 trillion for the accounting year 2018-19 (July–June) as the entire net disposable income of ₹1.23 trillion and an additional ₹52,637 crore 'excess provisions' identified by the Bimal Jalan committee, was handed over to the government in the year.

While the committee said 5.5-6.5% of the balance sheet, as "realised equity" to be kept, the RBI, which accepted all the recommendations of the committee, decided to maintain it at the lower end of 5.5%, a move which enabled it to write back excess risk provisions of ₹52,637 crore in 2018-19. RBI's accounting year was aligned with the financial year (April-March), in 2020-21.

In a note on May 3, IDBI Bank Economist Gaura Sen Gupta said: "Gross dollar sales are tracking at $206.4 billion in FYTD23 (till Feb 2023), versus $96.7 billion in FY22. The revenues from dollar sales (for the RBI) are likely to be substantial, given that historical cost of dollar purchase is tracking at 62.7. Meanwhile, the need for provisioning will be low with RBI's economic capital tracking at 25.8% of total assets as of March 24, 2023." He also noted that the revaluation gains made on foreign exchange reserves outweigh the mark-to-market losses on government securities.

"This (surplus transfer) will come in very handy and ensure that the government manages its fiscal numbers with relative ease, given that there are question marks on the divestment programme in FY24," Madan Sabnavis, chief economist at the Bank of Baroda, said after Friday's RBI board decision.

"This was enabled by higher earnings on sale of forex during the year, better returns on forex investments in US treasuries, revaluation of forex assets and adjustments in reserves as per the Bimal Jalan Committee recommendations. The RBI would have had higher pay-outs due to the higher SDF (standing deposit facility) rates with the system being in surplus all through the year."

According to a statement issue by the RBI after the Central Board meeting, chaired by Governor Shaktikanta Das, the Board reviewed global and domestic economic situation, and associated challenges including the impact of current global geopolitical developments. The Board also discussed the working of the central bank during FY23 and approved the annual report and accounts of the RBI for the previous fiscal.

● 6.99 MN HECTARES SOWN

Summer crop area dips 3%

Paddy, oilseeds coverage decreases 7%

FE BUREAU
New Delhi, May 19

SOWING AREA UNDER summer crops — rice, pulses, millets and oilseeds — was down 3% on year at 6.99 million hectares (MH) on Friday, according to agriculture ministry data. The areas under rice and oilseeds (groundnut, sunflower and sesame) have declined by 7% on year.

The area under coverage for rice is 2.8 MH so far, against 3.02 MH in the year-ago period. Area under oilseeds at present is at 1.01 MH, compared to 1.08 MH in the previous year.

Area under pulses, including green gram (moong) and black gram, rose by 3% to 1.98 MH from 1.9 MH, and that under millets and coarse cereals by 3% to 1.19 MH, from 1.15 MH a year ago.

Summer crops are grown during March-June in areas with assured irrigation facilities. Crops are harvested in June and subsequently, sowing of kharif crops commences.

Meanwhile, the government recently set a marginally higher target of 332 million tonne (MT) for foodgrain production during the 2023-24 crop year (July-June), against the estimated output of 323.5 MT in the current crop year.

The higher target for foodgrains — paddy, wheat, pulses, oilseeds and coarse cereals — is despite the possibility of a deficient monsoon due to likely El Nino conditions developing during the later part of the monsoon.

The India Meteorological Department (IMD) last month had predicted that southwest monsoon rainfall during June-September is likely to be in the 'normal' range at 96% of the benchmark long-period average (LPA).

Rainfall between 96% and 104% of the LPA is considered 'normal'. IMD will provide the updated forecast on the monsoon rains later this month.

If the IMD's prediction holds true, the country would receive 'normal' or 'above normal' rainfall for five consecutive years. This is expected to give a boost to sowing of kharif crops — paddy, tur, soybean and cotton — while also ensuring adequate soil moisture for rabi crops like wheat, mustard and chana.

Another positive factor is that the 146 reservoirs in the country now have water levels at a comfortable 24% above the 10-year average, according to latest Central Water Commission data.

COVERAGE DECLINES

- The area under coverage for rice is 2.8 MH so far, against 3.02 MH in the year-ago period
- Area under oilseeds at present is at 1.01 MH, compared to 1.08 MH in the previous year
- Area under pulses, including green gram and black gram, rose by 3% to 1.98 MH from 1.9 MH

No more sugar exports to be allowed this season

6 million tonne of the sweetener shipped

SANDIP DAS
New Delhi, May 19

THE GOVERNMENT IS learnt to have decided against allowing a second tranche of sugar exports in the current season (October-September), following the shipment of 6 million tonne (MT) of the sweetener.

Sources said the decision was taken to ensure that domestic sweetener prices do not spike in coming months. Lower yields in Maharashtra and Karnataka have hit sugar production.

"We want to ensure that supplies are not disrupted by lower output in coming months; we have taken the decision against allowing an additional quota of sugar exports," an official told *FE*.

The industry had earlier projected that the country could export around 8 MT of sugar in the 2022-23 season, after meeting requirements for ethanol production.

Retail inflation for sugar was 1.57% in April 2023. Sugar inflation was in the negative zones in November and December 2022.

Sugar prices, which have been stable since the last many years, are expected to increase in the summer months as demand for cold drinks, ice-cream and dairy products increase significantly.

"We are closely monitoring prices and we want to avoid any spike in prices because of lower output," an official said.

Last season, India had exported a record 11.2 MT of sugar.

Indonesia, Bangladesh, the UAE, Djibouti, Malaysia, Sudan and Somalia have a major share in the total sugar exports.

In the 2020-21 season, sugar exports rose to 7.1 MT. In sugar seasons 2017-18, 2018-19 and 2019-20, only about 0.6 MT, 3.8 MT and 5.9 MT of sugar was exported.

The government followed the maximum admissible export quota (MAEQ) in 2020-21 and the open general licence system in 2021-22.

EXPORT NUMBERS

(in million tonne)

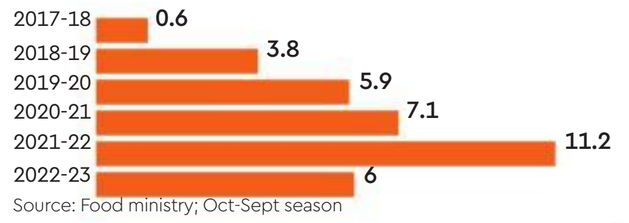

Source: Food ministry; Oct-Sept season

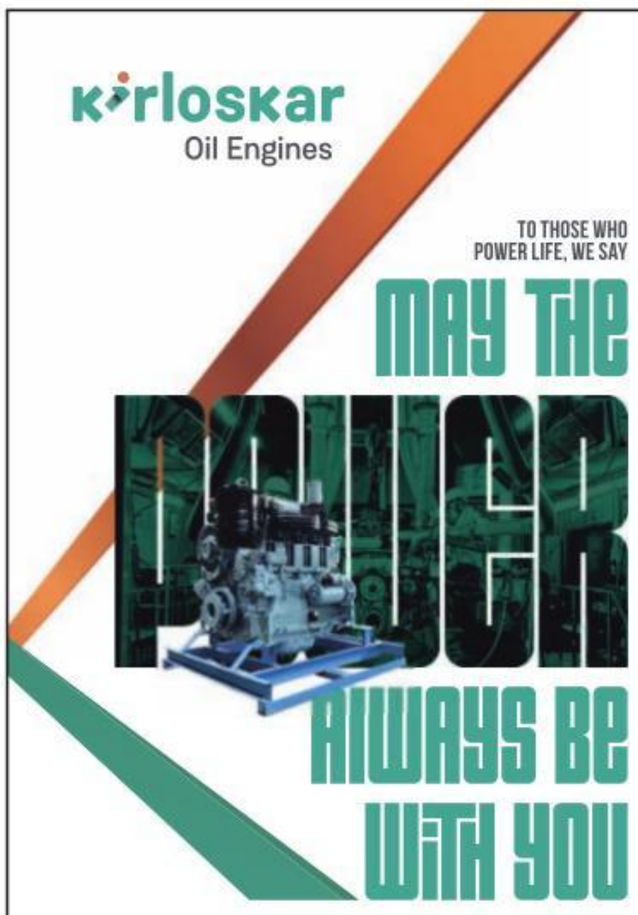

EXTRACT OF STANDALONE AND CONSOLIDATED AUDITED FINANCIAL RESULTS FOR THE QUARTER AND YEAR ENDED 31st MARCH 2023

(As per format prescribed under Annexure I of SEBI Circular no. CIR/CFD/FAC/62/2016 dated 5 July 2016)

(₹ in Crores)

Sr. No.	Particulars	Standalone			Consolidated		
		Quarter Ending		Year Ending	Quarter Ending		Year Ending
		31-03-2023	31-03-2022	31-03-2023	31-03-2023	31-03-2022	31-03-2023
		Audited	Audited	Audited	Audited	Audited	Audited
1	Total Income from Operations	1,152.59	990.03	4,116.13	1,383.83	1,181.95	5,023.80
2	Net Profit / (Loss) for the period (before tax and Exceptional items)	87.53	89.52	364.14	108.81	90.95	448.93
3	Net Profit / (Loss) for the period before tax (after Exceptional items)	87.53	142.17	364.14	108.81	90.95	448.93
4	Net Profit / (Loss) for the period after tax (after Exceptional items)	64.89	119.56	270.25	78.91	67.83	331.65
5	Total comprehensive Income for the period [Comprising Profit/ (Loss) for the period (after tax) and Other Comprehensive Income (after tax)]	54.37	121.95	261.32	67.64	70.30	322.13
6	Paid-up equity share capital (Face value of ₹ 2 each)	28.95	28.92	28.95	28.95	28.92	28.95
7	Reserves (excluding Revaluation Reserve) as shown in the Audited Balance Sheet	-	-	2,302.89	-	-	2,274.64
8	Basic EPS (₹) (Face value of ₹ 2 each) [not annualized]	4.48	8.27	18.68	5.45	4.79	22.98
9	Diluted EPS (₹) (Face value of ₹ 2 each) [not annualized]	4.47	8.26	18.64	5.42	4.79	22.88

Notes:

1 The above is an extract of the detailed format of standalone and consolidated financial results for the quarter and year ending 31st March 2023 filed with the Stock Exchanges under Regulation 33 of the SEBI (Listing Obligations and Disclosure Requirements) Regulations, 2015. The full format of the standalone and consolidated financial results for the quarter and year ending 31st March 2023 are available on the Stock Exchange websites (www.bseindia.com and www.nseindia.com) and on the Company's website (www.kirloskaroilengines.com).

2 The above extract of standalone and consolidated financial results for the quarter and year ending 31st March 2023 are reviewed and recommended by the Audit Committee and approved by the Board of Directors of the Company in their respective meetings held on 19th May 2023 and are audited by the Statutory Auditors of the Company.

3 The Board of Directors in its meeting held on 19th May 2023 has recommended a final dividend of Rs. 2.50/- (125%) per fully paid up equity share of Rs. 2/- each for the year ended 31st March 2023.

Kirloskar Oil Engines Limited
A Kirloskar Group Company
Registered Office: Laxmanrao Kirloskar Road, Khadki, Pune - 411 003
CIN: L29100PN2009PLC133351

Place : Pune
Date : 19th May 2023

Tel: +91 20 2581 0341
Fax: +91 20 2581 3208, 2581 0209

Email: investors@kirloskar.com
Website: www.kirloskaroilengines.com

"Mark bearing word 'Kirloskar' in any form as a suffix or prefix is owned by Kirloskar Proprietary Ltd. and Kirloskar Oil Engines Ltd. is the Permitted User"

For Kirloskar Oil Engines Limited
Sd/-
Gauri Kirloskar
Managing Director
DIN: 03366274

Bandhan Bank

Your trust drives our growth

With your unwavering support and belief in us, we have witnessed yet another year of strong growth. Thank you for bestowing us with your trust.

Customers
3+ cr

Banking Outlets
6,000+

Employees
69,700+

Data as on March 31, 2023

Extract of Audited Financial Results for the year ended March 31, 2023
Regulation 33 of the SEBI (Listing Obligation and Disclosure Requirements) Regulations, 2015

(₹ in lakh)

Sl. No.	Particulars	Quarter ended March 31,2023 (Audited) (Refer Note 4)	Quarter ended March 31,2022 (Audited) (Refer Note 4)	Year ended March 31,2023 (Audited)	Year ended March 31,2022 (Audited)
1.	Total Income from Operations	4,89,738.92	4,84,401.99	18,37,325.03	16,69,406.55
2.	Net Profit/(Loss) for the period (before Tax, Exceptional and/or Extraordinary items)	1,06,088.23	2,51,666.75	2,89,298.42	12,862.31
3.	Net Profit/(Loss) for the period before tax (after Exceptional and/or Extraordinary items)	1,06,088.23	2,51,666.75	2,89,298.42	12,862.31
4.	Net Profit/(Loss) for the period after tax (after Exceptional and/or Extraordinary items)	80,829.03	1,90,234.20	2,19,463.80	12,579.40
5.	Total Comprehensive Income for the period [Comprising Profit/ (Loss) for the period (after tax) and Other Comprehensive Income (after tax)]	Refer note 2	Refer note 2	Refer note 2	Refer note 2
6.	Paid up Equity Share Capital	1,61,083.65	1,61,076.59	1,61,083.65	1,61,076.59
7.	Reserves (excluding Revaluation Reserve) as shown in the Audited Balance sheet of the previous year			17,97,331.60	15,77,038.48
8.	Earnings Per Share (₹) (before extra ordinary items) (of ₹10/- each) (for continuing and discontinued operations) -				
	1. Basic:	5.02	11.81	13.62	0.78
	2. Diluted:	5.02	11.81	13.62	0.78
9.	Earnings Per Share (₹) (after extra ordinary items) (of ₹10/- each) (for continuing and discontinued operations) -				
	1. Basic:	5.02	11.81	13.62	0.78
	2. Diluted:	5.02	11.81	13.62	0.78

Notes:
1. The above is an extract of the detailed format of Quarterly/Annual Financial Results filed with the Stock Exchanges under Regulation 33 of the SEBI (Listing Obligation and Disclosure Requirements) Regulations, 2015. The full format of the Quarterly/Annual Financial Results is available on the websites of the Stock Exchange(s) (www.bseindia.com and www.nseindia.com) and the website of the Bank (www.bandhanbank.com).
2. Information relating to Total Comprehensive Income and Other Comprehensive Income is not furnished as Ind AS is not yet made applicable to banks.
3. The Board of Directors has recommended a dividend of Rs 1.50/-per equity share for FY 2022-23. The declaration and payment of dividend is subject to requisite approvals.
4. The figures of the last quarter of the year are balancing figures between audited figures in respect of full financial year and the unaudited published year to date figures up to the third quarter of the financial year.

For Bandhan Bank Limited
Chandra Shekhar Ghosh
Managing Director & CEO
DIN: 00342477

Place : Kolkata
Date : May 19, 2023

JK LAKSHMI CEMENT Ltd.

Extract of Consolidated Audited Financial Results for the Three Months and Year ended 31.03.2023

₹ in Crore

Sl. No.	Particulars	Consolidated			
		Three Months ended 31.03.2023	Three Months ended 31.03.2022	Year ended 31.03.2023	Year ended 31.03.2022
		Audited	Audited	Audited	Audited
1	**Total Income from Operations**	**1,862.07**	**1,599.83**	**6,451.50**	**5,419.89**
2	**Profit before Interest, Depreciation & Taxes (EBITDA)**	**249.35**	**340.51**	**896.23**	**1,019.03**
3	Net Profit for the Period before Tax & Exceptional Items	161.81	247.97	534.50	653.37
4	**Net Profit for the Period before Tax (after Exceptional Items)**	**161.81**	**220.96**	**534.48**	**626.34**
5	Net Profit for the Period after Tax & Exceptional Items	114.83	188.36	369.11	477.58
6	**Total Comprehensive Income for the period [Comprising Profit for the period (after tax) and Other Comprehensive Income (after tax)]**	**107.02**	**173.23**	**357.53**	**454.75**
7	Paid-up Equity Share Capital (Face Value ₹5/- per Share)	58.85	58.85	58.85	58.85
8	Reserves (excld. Revaluation Reserve)	2,745.01	2,446.30	2,745.01	2,446.30
9	Earnings Per Share (of ₹5/- each) (Not Annualised)				
	Basic :	9.35	15.61	30.48	39.39
	Diluted :	9.35	15.61	30.48	39.39

Notes:

1 The above Financial Results have been Reviewed by the Audit Committee and Approved by the Board of Directors at their respective meetings held on 19th May, 2023.

2 Standalone Financial Information of the Company, pursuant to Regulation 47(1)(b) of SEBI (LODR):

Particulars	Three Months ended 31.03.2023	Three Months ended 31.03.2022	Year ended 31.03.2023	Year ended 31.03.2022
Turnover	**1746.66**	**1515.28**	**6133.28**	**5108.03**
Operating Profit (EBITDA)	**206.89**	**293.87**	**766.50**	**868.52**
Profit before Tax & Exceptional Items	137.27	221.32	481.46	581.69
Profit before Tax (after Exceptional Items)	**137.27**	**197.93**	**481.46**	**558.30**
Net Profit for the Period after Tax & Exceptional Items	**97.32**	**171.73**	**330.77**	**426.22**

3 The above is an extract of the detailed format of Quarter and Year ended 31st March, 2023 Financial Results filed with the Stock Exchanges under Regulation 33 of the SEBI (Listing Obligations and Disclosure Requirements) Regulations, 2015. The full format of the Standalone & Consolidated Quarterly & Yearly Financial Results are available on the websites of Stock Exchanges at www.bseindia.com and www.nseindia.com and also on Company's website at www.jklakshmicement.com

Place: New Delhi
Date: 19th May, 2023

Vinita Singhania
(Vice Chairman & Managing Director)

Shareholders holding shares in Physical Mode are requested to dematerialise them & complete their KYC to avoid freezing of their holdings.

JK LAKSHMI PRO+ CEMENT | JK LAKSHMI CEMENT | PLATINUM HEAVY DUTY CEMENT | JKLC SIXER CEMENT | JK LAKSHMI Power Mix | JK LAKSHMIPLAST GYPSUM PLASTER SMART WALL PUTTY | JK SMARTBLOX

ADMIN OFFICE: NEHRU HOUSE, 4, BAHADUR SHAH ZAFAR MARG, NEW DELHI - 110002
REGD. OFFICE : JAYKAYPURAM - 307019, DIST. SIROHI, RAJASTHAN
WEBSITE : WWW.JKLAKSHMICEMENT.COM | E-mail : jklc.investors@jkmail.com | Fax No. 91-011-23722251 | CIN : L74999RJ1938PLC019511

Companies

SATURDAY, MAY 20, 2023

HIRING SPREE

Campbell Wilson, CEO, Air India

Since the start of the year more than 500 pilots, 2,400 cabin crew and 1,000 other staff have been recruited across AI and AIX. We also saw our 1,000th new cabin crew of the year commence operational duties.

IN THE NEWS

Timex Group picks up Just Watches

GLOBAL WATCHMAKER TIMEX Group has acquired Mumbai-based premium watch retail brand Just Watches to expand reach in India. The former will be taking over all the 16 exclusive brand outlets of Just Watches and its e-commerce portal, Justwatches.com. FE BUREAU

Suzuki Motorcycle expands TN footprint

JAPANESE TWO-WHEELER MANUFACTURER Suzuki Motorcycle India has expanded its retail footprint in Tamil Nadu with its fourth premium dealership facility in Coimbatore on Friday. It has 518 premium dealerships in the country. PTI

NLCIL net profit rises 76% to ₹774 cr

NLC India (NLCIL) has reported a ₹774 crore net profit for the fourth quarter of FY23 as compared to ₹440 crore in the corresponding quarter of last fiscal, a growth of 76 %. Total incocme went up by 81% to ₹5,035, said a filing. FE BUREAU

Saregama posts 2.5% rise in profit in Q4

INDIA'S OLDEST MUSIC label Saregama on Friday reported a 2.5% year-on-year increase in its consolidated net profit to ₹49.17 crore for the March quarter from ₹47.98 crore for the same period previous fiscal. Revenue from operations rose 15.1% y-o-y at ₹207.41 crore FE BUREAU

Sun TV PAT down 9% to ₹366 crore

SUN TV NETWORK has reported a 9% drop in its profit after taxes at ₹366 crore for the fourth quarter of FY23 as against ₹404 crore in the corresponding quarter of last fiscal. Revenue stood at ₹813 crore as against ₹833 crore, registering a decline of 2%. FE BUREAU

VA Tech Wabag posts ₹95 crore loss in Q4

VA TECH WABAG has reported a standalone net loss of ₹95 crore for Q4 of FY23 as against a net profit of ₹32 crore in the same period last fiscal. Revenue from operations grew 15% to ₹749 crore from ₹653 crore. The financials included an exceptional loss of ₹243 crore. FE BUREAU

Siemens to sell low motor biz for ₹2,200 cr

TECHNOLOGY FIRM SIEMENS' board on Friday approved the sale of low voltage motors and geared motors businesses to subsidiary Siemens Large Drives India for ₹2,200 crore. The sale will be with effect from October 1, a company statement said. PTI

ONE LESS HURDLE FOR SONY MERGER

NCLT dismisses IDBI Bank's insolvency plea against Zee

RAJESH KURUP
Mumbai, May 19

IN A MAJOR RELIEF to Zee Entertainment Enterprises, a bankruptcy court on Friday dismissed a petition filed by IDBI Bank seeking initiation of insolvency proceedings against the media firm.

This comes at a time when Zee is close to completing a merger with Sony Pictures Network India, a subsidiary of Japan's Sony Corporation. Section 14 of the Insolvency and Bankruptcy Code (IBC) bars transactions or deals if insolvency cases are pending against a firm.

The Mumbai bench of the National Company Law Tribunal (NCLT) rejected the petition, filed in December, that had claimed a default of ₹149.60 crore. "In view of the forgoing discussion, this bench is of the considered view that the present application is barred by Section 10A of the code. This application is also not maintainable on the ground that it is not in accordance with the intent and purport of the Code," the tribunal said in its order.

IDBI Bank had filed the application under Section 7 of IBC, claiming to be a financial creditor. The bank's claim arose under a debt service reserve agreement with Zee for a financial facility availed by Siti Networks, according to a regulatory update in December.

Zee had said it "vehemently" disputed the claim and that it did not expect any financial implications in way of compensation or penalty. SITI Networks, formerly known as SITI Cable Network, is an Essel Group company.

Zee had earlier reached agreements with IndusInd Bank and Indian Performing Right Society on NCLT cases filed against it on alleged defaults of loans and payments.

IN A NUTSHELL

- IDBI Bank's petition, filed in December, had claimed a default of ₹149.60 crore, under a debt service reserve agreement with Zee related to Siti Networks

- NCLT ruled that the application is barred by Section 10A of the IBC
- Zee is close to completing a merger with Sony Pictures; Section 14 of the IBC bars transactions or deals if insolvency cases are pending against a firm

In September 2021, Zee entered into an agreement with Sony Pictures Networks India, a subsidiary of Japan's Sony Corp, for a merger that would create the country's largest media and entertainment company, with standalone revenues of $2 billion. The merger is pending as the companies await certain regulatory approvals.

At its 'Sony Corporate Strategy Meeting 2023' held in Tokyo on Thursday, Sony Group Corporation chairman, president and CEO Kenichiro Yoshida said it expects to complete the merger this fiscal.

The deal is yet to get clearance from NCLT, with the latest hurdle being an interim order by Securities and Exchange Board of India (Sebi). Last week, a Sebi order dated April 25, in which the regulator said the financial statements of Shirpur Gold Refinery were "misrepresented", was placed before the tribunal. The refinery was part of the Subhash Chandra led-Essel Group and was taken to bankruptcy court by its lenders.

Tesla serious about India production: Chandrasekhar

MUNSIF VENGATTIL & ADITYA KALRA
New Delhi, May 19

TESLA IS "SERIOUS" about its plans to establish a manufacturing base in India, the country's minister of state for technology told *Reuters* in an interview on Friday, a day after meeting senior executives of the electric vehicle maker.

The Elon Musk-led US automaker held talks with Indian officials this week on various topics including incentives for car and battery manufacturing as Tesla looks anew at entering the Indian market.

"They are very seriously looking at India as a production and innovation base," Rajeev Chandrasekhar said in the first public comment by a government official on the talks.

"We have signalled to them that the government of India is working together (and) will certainly make whatever ambitions they have or investment objective they have in India a success," Chandrasekhar said.

Tesla has proposed setting up a factory in India to build electric vehicles (EVs) and is also looking at manufacturing EV batteries, *Reuters* reported.

Asked if talks with Tesla included more than just making vehicles, Chandrasekhar said "you don't talk about cars alone" when such discussions take place. "You talk about cars, you talk about energy, you talk about manufacturing technology. So all of that figures in the conversation. What they will want to do in India, it's too far for me (to tell) and it's not for me to say," he added.

Tesla did not immediately respond to request for comment.

The discussions in India represent a shift in stance for Tesla, which said late last year it was focused on seeking lower import taxes on cars, which can be as much as 100%.

Talks became deadlocked as the government is keen for Tesla to make cars locally, while the carmaker said it wanted to export to India first so that it could test demand.

Outside the US, Tesla has a plant in Shanghai — its largest factory worldwide — and one in Brandenburg, Germany. — REUTERS

> You don't talk about cars alone. You talk about cars, you talk about energy, you talk about manufacturing technology... What they will want to do in India, it's too far for me (to tell) and it's not for me to say
>
> RAJEEV CHANDRASEKHAR, MINISTER OF STATE, IT



Zomato narrows net loss to ₹188 cr on higher revenues

SALMAN SH
Bengaluru, May 19

FOOD TECH PLAYER Zomato on Friday reported a net loss of ₹188.2 crore for the March quarter (Q4FY23), lower than the ₹346.6 crore loss it reported in the preceding quarter. On a year-on-year basis, losses narrowed significantly compared with ₹359.7 crore a year ago.

On an annual basis, for FY23, the company posted a consolidated net loss of ₹971.3 crore, significantly lower from ₹1,208.7 crore losses posted in FY22.

Consolidated revenue from operations, including both food delivery and quick commerce (Blinkit), jumped by 5.5% q-o-q to ₹2,056 crore in Q4. Zomato had reported operational revenues of ₹1,948.2 crore in Q3 and ₹ 1,211.8 crore in the same quarter last year.

On an annual basis for FY23, Zomato's consolidated revenue increased 65.5% y-o-y to ₹7,760.9 crore compared to ₹4,687.3 crore in revenue posted in (FY22).

For Q4, total expenses stood at ₹2,431 crore, a marginal decline of 2.1% q-o-q from around ₹2,485.3 crore in Q3. Highest expenses in Q4 were from delivery and related charges, which stood at ₹719.3 crore, a substantial rise from ₹654.9 crore in Q3. Zomato also spent ₹302.2 crore on advertisement and sales expenses in Q4, which also reduced from around ₹347.9 crore in the previous quarter.

At the standalone level, excluding quick commerce unit Blinkit, Zomato's business posted a net profit of ₹210.3 crore in Q4, up from ₹64 crore in the previous quarter. Zomato's standalone business also posted operational revenues of ₹1,206.8 crore in Q4, which is a marginal 1.3% q-o-q rise compared to ₹1,191.2 crore in the previous quarter. In the same quarter last year, standalone revenues stood at ₹1,014.8 crore.

Adjusted Ebitda loss, excluding quick commerce, reduced to ₹28 crore in Q4 compared with ₹38 crore Ebitda losses reported in Q3. On an annual basis, adjusted Ebitda (excluding quick commerce) stood at ₹221 crore.

Total adjusted revenue, excluding quick commerce, for Q4 shrunk 0.53% q-o-q to ₹2,051 crore, compared to ₹2,062 crore in the previous quarter and ₹1,539 crore a year ago. Zomato's adjusted revenue number is calculated after adding the revenue collected directly from customers for delivery charges during the quarter.



Q4 REPORT

- 5% jump to ₹2,056 cr in consolidated revenue from operations (food delivery & Blinkti)
- 2.1% decline to ₹2,431 crore in total expenses

3 aircraft in Spicejet fleet deregistered

ROHIT VAID
New Delhi, May 19

THE DIRECTORATE GENERAL of Civil Aviation (DGCA) has degistered three aircraft of airline SpiceJet, acting on a demand by lessors. According to DGCA officials, of the three, two aircraft were grounded.

"One of the lessors has requested to hold its request to deregister another two aircraft with SpiceJet," officials said.

The lessors had approached the regulator under the Irrevocable Deregistration and Export Request Authorisation norms. These norms require the regulators to deregister aircraft in case of lease rental default and allow them to repossess them within five working days of receiving a request.

SpiceJet, meanwhile, said the deregisteration has not impacted its operations.

"Out of the five planes listed for deregistration, one lessor has already requested DGCA to suspend the deregistration of two aircraft," a SpiceJet spokesperson said. "Of the remaining three, two were grounded for a long period and not operational. Hence, there is no impact on our operations. We remain focused on bringing our grounded fleet back into operations," the spokesperson added.

'Expect govt action against Google in coming weeks'

THE GOVERNMENT PLANS to take action against Google after the Competition Commission of India last year found the tech giant to have abused its market position by indulging in anti-competitive practices, minister of state for IT Rajeev Chandrasekhar said.

The antitrust body in October fined Google $275 million in two cases, which involved abusing its dominant position in the Android operating system market, and pushing developers to use its in-app payment system.

Chandrasekhar told *Reuters* in an interview at the IT ministry in New Delhi that such findings are "serious" and cause "deep concern" to India's federal government, which will take its own action against Google. "The ministry has to take action," he said. "We have thought through it. You will see it in the coming weeks. Certainly it's not something that we will leave and push under the carpet." <

The minister declined to specify what sort of policy or regulatory action the government could take. Chandrasekhar said the issue "is worrisome, not just for us, it's worrisome for the entire digital ecosystem in India".

Google did not respond to a request for comment on the minister's remarks. — REUTERS

Delhivery revenue dips on muted demand

LOGISTICS FIRM DELHIVERY on Friday reported a 9.1% drop in its fourth quarter total income, hurt by subdued demand and elevated fuel costs.

The company's consolidated total income fell to ₹1,934 crore for the quarter ended March 31, from ₹2,127 crore a year ago.

The firm has seen growth slow from highs recorded during the first few quarters of the pandemic. It is also reeling under the pressure of high fuel costs.

Its cross-border services business saw a decline in revenue, despite healthy volumes, hurt by falling global yields in freight and volume impact of the Chinese New Year holidays, it said in a statement.

Adjusted Ebitda margin contracted to 0.3% in the quarter, compared to 3.9% a year earlier. However, it turned positive sequentially after reporting a negative margin of 3.7% in the previous quarter.

Consolidated net loss widened to ₹159 crore from ₹120 crore a year ago, according to an exchange filing, continuing the firm's streak of consecutive losses since its initial public offering in May 2022.

"Delhivery has aggressive infrastructure and capability expansion plans in place and is confident of the strong start in April and first half of May continuing through the year," managing director & CEO Sahil Barua said. — REUTERS

JSW Steel profit up 13% as sales rise, energy costs dip

RAJESH KURUP
Mumbai, May 19

JSW STEEL, THE flagship firm of the JSW Group, has posted a 13.30% rise in consolidated net profit at ₹3,664 crore for the fourth quarter ended March, buoyed by higher volumes and lower energy prices.

The steel manufacturer had posted a net profit of ₹3,234 crore during the comparable quarter of the previous fiscal. During the reporting quarter, the company's revenue from operations rose marginally to ₹46,962 crore from ₹46,895 crore recorded in the same period of year-ago fiscal, JSW Steel said in a statement.

A consensus estimate of Bloomberg analysts had expected the firm to post a net profit of ₹2,068 crore on revenues of ₹44,205 crore and Ebitda of ₹6,733 crore. The company's board recommended a dividend of ₹3.40 per share, with the total outflow of ₹822 crore, for the year ended March 31.

During the quarter, the company's crude steel production stood at 6.58 million tonne, up 13% on year-on-year basis, and 7% on quarter-on-quarter basis, primarily due to ramp up of Dolvi Phase-II and Bhushan Power & Steel expansions. The saleable steel sales for the quarter stood at 6.53 million tonne, higher by 16% q-o-q, mainly driven by higher exports.

The company's sales were up 9% y-o-y, led by higher domestic sales, it added.

For FY23, the company posted a consolidated net profit of ₹4,144 crore, down 80% from ₹20,665 crore, impacted by rising input costs. The company's total expenditure for the full year rose by 36.7% to ₹1.62 trillion. Its total revenue from operations rose 13.4% to ₹1.66 trillion from ₹1.46 trillion posted during the year-ago fiscal. The firm is also seeking shareholders' approval to raise up to ₹18,000 crore through non-convertible debentures and bonds, among others.

On Friday, the company also received approval from the National Company Law Tribunal's Mumbai bench for a resolution plan submitted by its wholly owned subsidiary JSW Steel Coated Products for National Steel & Agro Industries. Earlier, J M Asset Reconstruction Company, the sole lender of National Steel and Agro, had accepted JSW Steel Coated Product's resolution plan.

JSW Steel expects to spend ₹18,800 crore as capex for FY24, primarily for completing 5 MTPA brownfield expansion at Vijayanagar and BPSL Phase-II, and downstream facilities and sustenance capex. Its domestic capex spend for FY23 stood at ₹14,214 crore, against the revised capex plans of ₹15,000 crore.

REPORT CARD

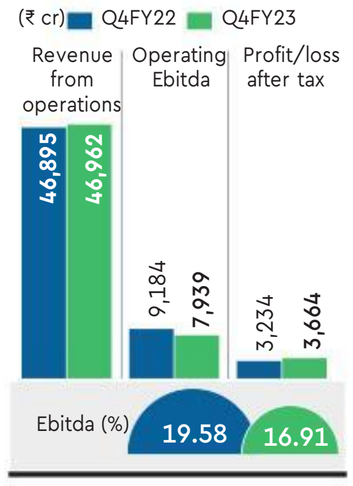

Jayant Acharya elevated as joint MD, CEO

JSW Steel on Friday elevated Jayant Acharya as joint MD & CEO with immediate effect, following the completion of the term of Seshagiri Rao. Prior to this, Acharya was deputy MD. Acharya was redesignated as deputy MD with effect from April 1, 2022, from his earlier position of wholetime director. Rao has completed his tenure as joint MD & group CFO on April 5, the company said in a stock exchange update.

The company also announced the appointment of Gajraj Singh Rathore as additional director and wholetime director, designated as chief operating officer. Industrialist Harsh Mariwala, whose tenure as independent director ends on July 24, does not wish to seek reappointment.

IndiGo, Akasa widen share in April

Domestic air traffic crosses pre-Covid levels

SWARAJ BAGGONKAR
Mumbai, May 19

LOW-COST CARRIERS INDIGO and Akasa made the most of the demand surge for air travel in April, when the number of domestic passengers flown per day not only went past pre-pandemic levels but also hit an all-time high in daily count.

Market leader IndiGo closed April with a seven-month-best share of 57.5% while Akasa Air, founded in August last year, ended the month with a share of 4%, according to data shared by the Directorate General of Civil Aviation (DGCA).

IndiGo's passenger load factor (PLF), or the average number of passengers carried, remained the lowest among India's top three airlines (by market share) at 87.4%, with Vistara leading at 92.1%. SpiceJet retained its leadership position in the PLF ranking with 92.2%.

Tata group-controlled Air India struggled in April, with its market share dropping to a seven-month low. Market share of troubled airline Go First dropped to among its worst at 6.4%. SpiceJet, too, saw an erosion in share to 5.8%.

In on-time performance (OTP), Akasa retained the top position for the second consecutive month with 94%. IndiGo slipped to the third position at 89.6%, displaced by Air India at 91.1% in April. OTP is measured by the DGCA at four airports in Bengaluru, Mumbai, Delhi and Hyderabad.

Wadia group-controlled Go First, which has grounded all its planes after filing for bankruptcy protection earlier this month, had its OTP languishing at the bottom of the table at 41.7%, even below government-controlled regional carrier Alliance Air.

The number of passengers carried during April jumped 22% year-on-year to 12.88 million — an average daily count of nearly 430,000. The growth was despite more than 70 aircraft being grounded during the month.

Suprio Banerjee, vice president and sector head, corporate ratings, Icra, said, "The airlines' capacity deployment in April 2023 was higher by about 8% than in April 2022 and about 9% higher than pre-Covid levels of April 2019."

The industry has reported healthy forward bookings for the current month because of the ongoing holiday period. But with Go First's entire fleet grounded, air fares have jumped sharply, benefiting the other players.

"In addition, supply chain challenges being faced by airlines, which include the availability of spare parts and engine issues, have recently plagued the sector, resulting in the grounding of certain aircraft for some airlines, thus impacting their overall capacities. This also negatively impacts the cash flow generation of the airlines, given the high fixed-cost nature of the business," Banerjee said.

SURGING DEMAND

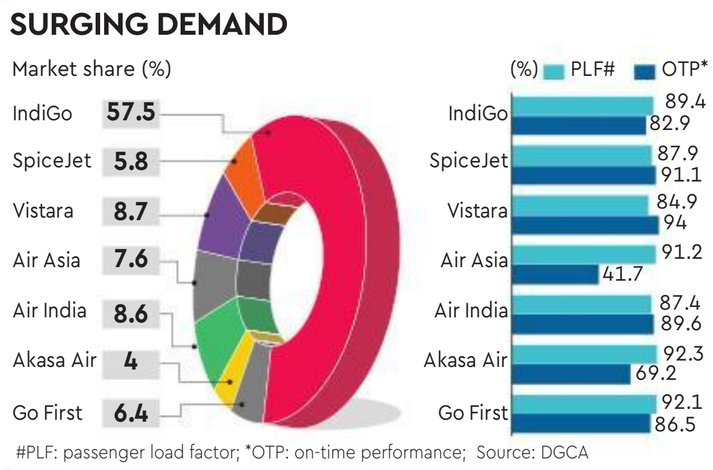

#PLF: passenger load factor; *OTP: on-time performance; Source: DGCA

CIN NO. L74899DL1990PLC041790

DAAWAT

The FINEST

Banega... toh *farq* dikhega!

AUDITED FINANCIAL RESULTS FOR THE QUARTER AND YEAR ENDED MARCH 31, 2023

(Amount in ₹ Lakhs except per share data)

Extract of Statement of Consolidated Audited Financial Results for the Quarter and Year ended on March 31, 2023						
SI No.	Particulars	Quarter ended			Year ended	
		March 31, 2023	December 31, 2022	March 31, 2022	March 31, 2023	March 31, 2022
		Audited (refer note 5)	Unaudited	Audited (refer note 5)	Audited	Audited
1	Total Income from Operations	1,83,495.94	1,79,187.19	1,53,723.58	6,97,881.33	5,45,058.08
2	Net Profit/ (Loss) for the period (before tax, Exceptional and/or Extraordinary items#)	14,903.52	12,524.65	11,000.98	53,472.09	42,844.86
3	Net Profit/ (Loss) for the period before tax (after Exceptional and/or Extraordinary items#)*	14,903.52	12,524.65	11,000.98	53,472.09	42,844.86
4	Net Profit/ (Loss) for the period after tax (after Exceptional and/or Extraordinary items#)	13,181.92	10,037.70	7,526.05	42,275.78	30,920.31
5	Total Comprehensive Income for the period [Comprising Profit/(Loss) for the period (after tax) and Other Comprehensive Income (after tax)]	13,659.15	11,169.13	7,852.83	45,893.31	29,063.53
6	Equity Share Capital	3,472.53	3,198.45	3,198.45	3,472.53	3,198.45
7	Reserves (excluding Revaluation Reserve) as shown in the Audited Balance Sheet of the previous year)	-	-	-	2,72,233.80	1,96,562.79
8	"Earnings Per Share (₹1 each) (for continuing and discontinued operations)"					
	1. Basic	3.89	2.98	2.24	12.50	9.13
	2. Diluted	3.89	2.98	2.24	12.50	9.13

"#Exceptional and/or Extraordinary items adjusted in the Statement of Profit & Loss in accordance with Ind-AS Rules/AS Rules, whichever is applicable.
*Before share of profit/(loss) of associates and joint ventures accounted for using equity method"

Brief of Standalone audited Financial Results of the Quarter and Year ended on March 31, 2023						
SI No.	Particulars	Quarter ended			Year Ended	
		March 31, 2023	December 31, 2022	March 31, 2022	March 31, 2023	March 31, 2022
		Audited (refer note 5)	Unaudited	Audited (refer note 5)	Audited	Audited
1	Total Income from Operations	94,808.70	88,829.27	87,397.98	3,95,142.44	2,86,358.37
2	Profit Before Tax	7,594.21	4,498.16	3,275.09	21,068.05	14,875.70
3	Profit After Tax	6,167.97	3,194.62	2,421.43	16,031.22	11,224.60

Notes:

1. The above is an extract of the financial results that have been prepared in accordance with Indian Accounting Standards(Ind-AS) as prescribed under Section 133 of the Companies Act, 2013 as amended ("the Act") read with relevant rules issued thereunder and, other accounting principles generally accepted in India and Regulation 33 of the SEBI (Listing and Other Disclosure Requirements) Regulations, 2015. The full format of standalone and consolidated financial results of the Company, will be available on the website of BSE (www.bseindia.com) or/and NSE (www.nseindia.com) and on Company's website (www.ltgroup.in).
2. The Company and it's subsidiaries (the "Group") are primarily engaged in the business of manufacturing, trading and marketing of rice which is a single primary reportable segment as per Indian Accounting Standard " Operating Segment" ("IND AS 108") which is in line with review of operating result by chief operating decision maker.
3. The Group has Insurance claim recoverable (classified into non-current assets) amounting to ₹13,410.53 lakhs as at March 31, 2023. The claim is attributable to the loss of raw material, incurred by the Group, due to major fire which had occurred in the work premises of the Subsidiary Company in India in FY 2014-15. The Group had recognized the insurance claim recoverable (asset) amounting to ₹17,810.88 lakhs in FY 2014-15, based on management's assessment of loss amount and positive outcome in the surveyors' reports then appointed by the Insurance Agency. Later on, the Insurance Agency repudiated the insurance claim vide its order dated February 4, 2016, against which the Subsidiary Company had filed a civil suit with District Court of Raisen, Bhopal, the outcome of which is pending. On the basis of developments in the case including the surveyor's report (subsequent to reports submitted by surveyors appointed by the Insurance Agency during the initial phase and which were the basis for the Group to recognize such asset), the Group had written off claim amounting to ₹4,400 lakhs in FY 2015-16. The Group, based on management's assessment of facts of the case and opinion obtained from the external legal counsels, has concluded that it holds merits and good probability to win the case, as the claim has irregularly been repudiated.
4. The above financial results have been reviewed by the Audit Committee and approved by the Board of Directors on May 18, 2023.
5. The Figures of last quarter are the balancing figures between audited figures in respect of the full financial year ended March 31, 2023 and the unaudited published year to date figures upto December 31, 2022, being the date of the end of the third quarter of the financial year which were subjected to limited review.
6. "The Shareholders at its meeting (Extra Ordinary General Meeting) held on December 07, 2022, approved the proposal to issue, offer and allot on preferential and private placement basis, for cash, to SALIC International Investment Company ("Salic") a limited liability company duly incorporated under the laws of the Kingdom of Saudi Arabia with registration number 1010769582, of 27,408,164 (Twenty Seven Million Four Hundred Eight Thousand One Hundred and Sixty Four) ("Equity Shares") at face Value of ₹1/- per Equity Share and Securities Premium of ₹141.23/- (Rupees One Hundred and Forty One and Twenty Three Paise) per Equity Share aggregating ₹142.23/- (Rupees One Hundred and Forty Two and Twenty Three Paise) per Equity Share amounting to 7.89% (Seven point Eight Nine Percent) of the share capital of the Company on a fully diluted basis for an aggregate subscription amount of ₹3,898,263,165.72/- (Rupees Three Billion Eight Hundred and Ninety Eight Million Two Hundred and Sixty Three Thousand One Hundred Sixty Five and Seven Two Paise). The Board of Directors, thereafter, in its meeting held on February 28, 2023, allotted aforementioned equity shares to Salic on Preferential basis. Post allotment of 27,408,164 equity shares the paid –up share capital of the Company has been increased to ₹34,72,52,944/- of face value of ₹1/- each.

   The Board of Directors of LT Foods Limited (the "Company") at its meeting held on November 10, 2022 approved the acquisition of 5,655,341 (Five Million, Six Hundred Fifty Five Thousand, Three Hundred Forty One) Equity Shares of face value of ₹10/- each per share at Securities Premium of ₹300.91/ - per share at an aggregate of ₹310.91/ - per share for a total purchase consideration of ₹1,758,302,070/- (Rupees One Billion Seven Hundred and Fifty Eight Million Three Hundred and Two Thousand and Seventy), from UNITED FARMERS INVESTMENT COMPANY, amounting to 29.52% of the share capital on a fully diluted basis of Daawat Foods Limited, a Subsidiary of the Company. Pursuant to which, the Company holds 99.99% of the Share Capital of Daawat Foods Limited. The aforesaid transaction was executed during the quarter ended March 31, 2023.

   The said transactions were completed with due approval of the statutory authorities concerned."

LT Foods

A Leading Consumer Food Company

For and on the behalf of the Board of Directors
Ashwani Kumar Arora
Managing Director & CEO
DIN No. 01574773
Place: Gurugram
Date: May 18, 2023

CORPORATE OFFICE: LT Foods Ltd., 4th Floor, MVL i-Park, Sector 15, Gurugram-122001, Haryana. Ph: 0124-3055100 Fax: 0124-3055199
REGD. OFFICE: Unit No. 134, 1st Floor, Rectangle-1, Saket District Centre, New Delhi-110017 Ph: 011-29565344 Fax: 011-29563099 Email id: ir@ltgroup.in Web: www.ltgroup.in

Opinion

SATURDAY, MAY 20, 2023

INDIA'S SMARTPHONE SUCCESS

MoS for electronics & IT Rajeev Chandrashekhar

"We've had considerable success and tailwinds in the smartphone segment and we have increased interest from the likes of Apple and Samsung in expanding and growing here

Sebi's bold move

The mutual fund industry will have some pain points, but the decisions will reduce costs and curb mis-selling

THE SECURITIES AND Exchange Board of India's (Sebi's) decision to introduce a uniform total expense ratio (TER) takes forward its move to reduce costs for investors and curb mis-selling in the ₹40-trillion mutual fund industry. The initiatives seek to ensure that investors are not burdened with hidden or additional expenses. Presently, the market regulator allows asset management companies (AMCs) to levy four types of supplementary expenses beyond the specified TER limits. These include brokerage fees, transaction costs, distribution commission for inflows from B-30 cities, goods and services taxes (GST), as well as exit load-related charges. Under the new proposal, all permissible expenses will be incorporated within the maximum allowable total expense ratio. Brokerage and transaction fees will fall under this limit, along with securities transaction tax (STT).

In its 40-page consultation paper issued late Thursday night, Sebi states that TER reflects the maximum expense ratio an investor may have to pay and hence should be inclusive of all expenses permitted to be charged to an investor. Further, it has recommended continuing distributor commissions for inflows from B-30 cities, but only for new individual investors with unique PAN numbers registered at industry levels. This step is crucial, as there have been allegations of distributors shifting investors from one scheme to another to earn higher commissions. For instance, it is widely known that some distributors mis-sell new fund offers to existing investors by falsely claiming it to be cheaper, given that the net asset value (NAV) of new schemes is ₹10 compared to an existing scheme with an NAV of, let's say, ₹50. Among other proposals, Sebi proposed to lower the exit load of an open-ended scheme to a maximum permissible limit of 2%.

The suggestion of revised TER slabs will ensure that small players are not disadvantaged, and will lead to competition among AMCs of all sizes since around 20% of the companies currently manage around 75% of the industry's assets under management (AUM) and many small AMCs continue to operate at a loss. However, some believe that distributors might be encouraged to promote schemes of smaller fund houses without a long-term track record. Industry observers say that there could be some other pain points also. For example, subsuming the brokerage cost with TER. Sebi's argument that fund houses should have their own research teams instead of paying higher brokerage for research reports is on a weak footing. It is quite difficult and expensive for fund houses to set up their own research teams that will provide the best stock analyses across sectors. There are many brokerages which specialise in certain sectors. To replicate such a model in-house will be a complicated job. In fact, even globally, fund managers are allowed to access third-party research.

No wonder, initial research reports indicate that the overall impact on the industry is estimated to be around ₹1,400 crore. Calculations by Jefferies show that this would result in a 5% increase in costs and a 13% decrease in pre-tax profit. Share prices of some of the AMCs also took a hit on Friday. While Sebi's intentions seem fair, at least on paper, it is important that the regulator takes into account the fact that the industry is still largely distributor-driven. By making it increasingly difficult for distributors to rely on the sale of mutual funds as their sole income, life could become quite difficult for many.

US SC's social media ruling is a temporary reprieve

Google , Twitter have prevailed for now, but there are many Section 230 sceptics in Congress

DID BIG TECH just win big at the US Supreme Court? That seems to be the view of most commentators in the wake of Thursday's unanimous decision in two cases that had the potential to challenge the so-called liability shield that protects internet service providers from liability for content posted by their users.

But I'm not so sure Big Tech won much at all. All the justices really did was kick the can down the road a bit. When the issue comes before them again, there are at least four justices who seem willing to weaken or eliminate the liability shield. The cases in question involved separate lawsuits, one against Google and one against Twitter, for allegedly abetting terrorist acts via content posted on their sites. In both cases, the defendants claimed that Section 230 of the Communications Decency Act made them immune from suit. The arguments are complex. Suffice it to say that when the cases were argued in February, many observers thought the sky was about to fall. A decision against the ISPs, we were assured, would break the internet. On Thursday, the justices never addressed the immunity issue. They only ruled that the Twitter plaintiffs hadn't made out a case for abetting, and the Google plaintiffs probably hadn't either.

A Big Tech win for now, sure. But next time, the opposite could be true. For all we know, the next case filed in federal court might find a sympathetic judge who decides that Section 230 does not in fact shield internet service providers from liability when their content causes harm. Not a single word in the court's decisions in the Google and Twitter cases would serve as a restraint.

And when it comes up again, the Section 230 liability shield is probably in trouble. Justice Clarence Thomas, the court's most senior member, is a well-known skeptic of the view that Section 230 renders the ISPs immune from suit. The court's newest member, Justice Ketanji Brown Jackson, has questioned whether the it is "consistent with what Congress intended" to use the provision to protect ISPs from suits when they actually promote (as opposed to merely transmit) troubling content. Other justices, particularly Amy Coney Barrett and Samuel Alito, also seemed to disagree with the broad claims of protection made by the ISPs.

STEPHEN L CARTER

Bloomberg

Of course, Congress could act before the issue reaches the Supreme Court again, thus resolving the limits of ISP liability once and for all. After all, Big Tech seems to be hated across the political spectrum these days. During the 2020 campaign, both Donald Trump and Joe Biden called for the provision to be repealed. And congressional action, rather than judicial fiat, would seem the ideal way to settle the argument over what the limits of liability should be. Alas, it's difficult to imagine that the parties could agree on exactly how to reform it. One reason, as legal scholar Jeff Kosseff points out, is that many members of Congress seem not even to understand what Section 230 does—the reason, perhaps, that it is blamed for pretty much anything online that some segment of the public doesn't like. According to an analysis by Brookings, the last time the provision was amended—a 2018 revision intended to shut down sex-trafficking sites—the effect on the targets was small. The unintended consequences on innocent users were substantial.

The members are not alone in their misunderstanding. Even the best of the news media get this one wrong. Kosseff tells the amusing if troubling story of *The New York Times* having to correct itself on whether it is Section 230 or the First Amendment that protects objectionable speech on social media, and then correct itself again later on whether it is Section 230 or the First Amendment that enables platforms to remove content not meeting their standards. None of this is to say that Section 230 is perfect as it stands, or that amendments would necessarily be bad. That's a question for another day. Nor am I saying that when the issue arises again, the justices ought to limit the scope of the provision. I'm suggesting only that it's way too early to say that Big Tech has won the fight. Policymaking is a game for long-termers.

STUCK IN TRANSIT

CROSS-BORDER PAYMENTS FACE CHALLENGES THAT INCLUDE DIVERGENCE IN ANTI MONEY-LAUNDERING LAWS, KYC REQUIREMENTS, ACCESS RULES, AND SETTLEMENT FINALITY RULES

Easing cross-border payments

SHEHNAZ AHMED & SWARNA SENGUPTA

Respectively, fintech lead and former research fellow, Vidhi Centre for Legal Policy. *Views are personal*

RECENTLY, RESERVE BANK of India (RBI) and the Bank for International Settlements (BIS) jointly launched the G20 TechSprint, inviting innovative solutions for improving cross-border payments. Recent initiatives by India indicate that enhancing the efficiency of cross-border payments is on its priority agenda. Earlier this year, India and Singapore linked their fast payment systems (FPS) —Unified Payment Interface and PayNow respectively—to facilitate instant and low-cost fund transfer between the two countries.

Further, RBI and the Central Bank of United Arab Emirates have signed an MoU to conduct pilots to test central bank digital currency (CBDC) transactions for cross-border payments.

Globally also, cross-border payments has been on the G20's agenda since 2020. There are several ongoing bilateral and multilateral experiments between countries under the aegis of BIS to test newer modes of cross-border payments—whether through interlinking national FPS or CBDCs. These initiatives aim to address challenges associated with traditional cross-border payment mechanisms that rely on a global network of correspondent banks which is plagued with high costs, low speed and transparency, and operational complexities.

To leverage the potential of such initiatives on building more efficient cross-border payment systems, there is a need for coordinated multilateral efforts at a political and legal level.

Cross-border payments are crucial for the global economy. Total global remittances were estimated at $781 billion in 2021, which rose to $794 billion in 2022. It has been estimated that the value of cross-border payments will reach over $250 trillion by 2027. Today, most cross-border payments happen through correspondent banking arrangements, where one bank (correspondent bank) "holds deposits owned by other banks (respondents) and provides payment and other services to those respondent banks". With transacting parties and payment systems situated in different jurisdictions, technically, there is no direct transfer of funds from one bank to another. Instead, funds get transferred through correspondent banking arrangements, where each correspondent bank receives a fee for its services. Such banks have to comply with several layers of national laws such as anti-money laundering (AML), know your customer (KYC), and data protection compliances. They also incur associated legal costs. Contrary to domestic FPS, the settlement of cross-border payments continues to happen in a non-instantaneous manner due to fragmented data and message formats and varying operating hours of banks and national real-time gross settlement systems in different time zones.

> **Since most of the new cross-border projects aim to provide real-time or instantaneous fund transfers, participating jurisdictions having different requirements may result in funds being transferred without full compliance**

Owing to these factors, cross-border payments are time-consuming and costly. As per some estimates, settlement can take as long as 10 days and cost can vary anywhere between 0.3-20% of the transaction amount. It is further estimated that a user may need to pay almost up to $7 for every $100 she transfers across countries.

As the number of correspondent banks increases with the involvement of multiple countries, there are higher costs with longer transaction time and greater credit risk. To address these issues, new cross-border payment initiatives are exploring ways to allow banks and payment service providers to transact directly with each other without requiring them to rely on such intermediaries or participate in closed-loop systems.

Many cross-border payment pilots carried out globally have highlighted divergent legal regimes in participating countries as an impediment. Some common legal challenges facing cross-border payments include divergence in AML and KYC requirements, access rules (who can access the payment systems), settlement finality rules, and data protection standards. For instance, there may be differences between national AML laws relating to sanction screening lists, purpose codes that countries are required to declare for international fund transfers, encryption methods, and format for information recording.

During the interlinking of Singapore and Thailand's FPS (PayNow-PromptPay linkage), it was found that the national AML laws in both countries have different requirements relating to the nature of customer information that was supposed to be recorded under the law—while PromptPay displayed the receiver's full name, PayNow displayed the nickname of the receiver. Similarly, data protection standards for cross-border data transfer are also not uniform across countries. Since most of the new cross-border projects aim to provide real-time or instantaneous fund transfers, having conflicting or differential requirements is time-consuming and may result in funds being transferred without completely adhering to the participating jurisdiction's compliances, raising questions on the validity of such transactions. Therefore, addressing the frictions that arise from divergent legal and regulatory requirements for cross-border payment processing is critical.

Further, since any cross-border payment model will involve the participation of different sovereign jurisdictions, frictions may also arise concerning who will have control over the design and functioning of the payments network, oversight, enforcement, and operational management. Therefore determining the governance structure and rules of the platform is also an important point of consideration. As central banks explore the role of decentralised technologies in facilitating cross-border payments, newer legal issues relating to the identification of the point of regulation, risk allocation between participants and enforcement related challenges are likely to also arise.

This calls for multilateral efforts to design a rulebook outlining common regulatory standards for cross-border payments. These will be minimum standards that must inform bilateral or multilateral agreements between countries to operationalise cross-border payment initiatives. It will encompass standards setting out access criteria, rights and obligations of participants, attribution of liabilities, and risk allocation between players.

The standards should also address matters relating to data governance, KYC, AML compliances, onboarding mechanisms, settlement finality, fees, risk mitigation strategies, dispute resolution, enforcement mechanism, interoperability standards, ownership and management of platform rules, and reporting obligations. It should also provide guidance on how the cross-border payment initiative can be legally structured. In designing the rulebook, adequate care must be taken to respect monetary sovereignty of countries and their domestic laws.

A global cross-border payments rulebook will not only be instrumental to realise the potential of newer cross-border payment initiatives, but will ensure that such models can be adopted and scaled in a legally sustainable manner.

Age is no longer a number

IVINDER GILL

ivinder.gill@expressindia.com

Retirement age was introduced in late 19th century. It is archaic in the 21st

WHEN US PRESIDENT Joe Biden runs for president for the second time, he will be 82. Warren Buffet is still chairman of Berkshire Hathaway at 92. Ratan Tata passed on the baton to Cyrus Mistry only at 75 years of age. While these people may have the luxury of deciding how long they want to keep working, most of the world's population abides by a certain cut-off age to retire.

The concept of retirement age came about in 1881, when German chancellor Otto Von Bismarck set it at 70 years in an appeasement response to socialist ideologies in the country. Germany finally adopted 65 as the age to retire in 1916, a model that was widely replicated the world over.

By mid-19th century, almost all countries had adopted a cut-off age to retire. That was then. Life expectancies were shorter than retirement ages, healthcare and medicine were not as advanced as present, and people didn't age well.

Today, as the world population tilts toward advanced years—the global median age in 2020 being 31.0, a significant rise from 23.6 years in 1950—with much higher lifespans and fitter and healthier people, the concept of retirement age is under debate in many nations. Some like France recently legalised advanced ages to retire. Others like Germany, UK, Italy and China are also expected to advance their retirement ages soon. In India, too, which has one of the lowest retirement ages at 60, many a strong case have been made to postpone retirement age.

> **Governments and organisations can put in place evaluation techniques to assess a candidate's work potential. Different retirement ages for men and women also needs to end**

When it comes to economics, it is the number of years that people will live post-retirement as a result of higher life expectancies that is now a concern. While this number globally was less than 20 just 50 years ago, presently people are expected to live around 23-27 years post-retirement. In India, the life expectancy increased to 70.1 years in 2020 from 61.7 in 1998. By 2047, an estimated 140 million will be above 60 years of age in India.

The burden of this on the pension pot can only be imagined. And, while governments might have economics behind the reason to delay retirement—getting more people to stay in the workforce and needing to pay lesser pensions and social securities—nature has its own argument as well.

Medical evidence indicates that cognitive abilities are well preserved in the seventies. Even though the brain's prefrontal cortex (the area that controls attention, memory and executive functioning) starts to decline after 45 years of age, this is adequately compensated for by other areas of the brain. In fact, studies indicate that some aspects of cognition, such as crystallised intelligence (which means accumulated knowledge that can be applied to new situations) and social cognition (behaviour patterns in interpersonal interactions) actually improve with age. Moreover, remaining occupied in a working role checks both physical and mental decline in individuals.

The refrain that emerges is: it's the job and not the age that should matter.

And while this might be contested for jobs requiring rigorous manual labour and optimal physical condition, a cut-off retirement age no longer seems valid in general.

The issue of different retirement ages for men and women also needs to be tackled. Ironically, in most countries, women are forced to retire earlier despite having higher lifespans than men.

However, retirement cannot be an individual's call in most cases. This calls for some mechanisms that can be put in place by governments and even organisations to assess a candidate's work potential. These could include multiple, layered evaluation of cognitive and physical fitness required for the job. Of course, this will involve certain investments, but in return workplaces get to juice a skilled professional to the maximum instead of letting people go who still have the chops.

The French perhaps said it right while effecting new retirement laws that "retirement age is not set in stone". Jacinda Ardern hanging up her political boots at 42 or a celebrity Australian online toy seller earning over $130,000 a month deciding to retire at 11 clearly took the cue.

LETTERS TO THE EDITOR

Clarification

Apropos of the editorial 'Avoid regulatory overdrive' (May 19), as far as the 'Draft Regulations on Accuracy of Metering & Billing System, way forward for light touch regulations' are concerned, these, in fact, reduce the burden of service providers. Instead of auditing each Licensed Service Area in each quarter, audit is proposed on a yearly basis, which means each LSA is to be audited only once in a year, with emphasis on the audit of centralised system rather than reaching each LSA and duplicating audit of each plan. Now, LSA audit will be subjected to only those plans that are not subjected to the centralised audit. Provisions have been made for self-correction of errors by the telcos. If the corrective actions are taken in time, then no financial disincentives will be imposed. A self-certificate will meet the audit requirement. The current audit methodology doesn't represent all segments of pre-paid customers, accounting for ~95% of the total customer base. Plan selection has been rationalised to get a proper representation of all types of plans. However, the total quantum of samples will be similar to the earlier quantum.

Though TRAI acknowledges that most plans offered are on unlimited basis, each plan has a fair usage policy (FUP) limit that determines the quality and quantity of usage of service by the consumers. To preserve consumers' confidence on telcos and TRAI, the audit process must continue. Efforts have been made to encourage telcos to promptly refund customers any overcharge detected during the audit. The impact of financial disincentives has also been rationalised.

And as far as the issue of tariff plan verification goes, TRAI examines tariff offers in a routine manner to ensure compliance with regulatory provisions—since inception of TTO in 1999. There is no special drive being undertaken to probe all past tariff plans, except specific plans under examination. Any tariff may be subjected to fresh examination, per TRAI's mandate, on receipt of complaint of non-compliance, including allegation of predatory nature of tariff. On receipt of complaints of alleged predation by few TSPs, the matter is under examination and appropriate action will be taken.

– V Raghunandan, Secretary, TRAI

●Write to us at feletters@expressindia.com

Regd. No. CHAENG/2001/03622. Printed and Published by Mukesh Kumar Bhatnagar on behalf of The Indian Express (P) Ltd and printed at The Indian Express (P) Ltd Press, C-5, Institutional Area, Sector 6, Panchkula 134 109, Haryana and published at SCO 2441-42, 1st Floor, above Jagdish Jewellers, Sector 22-C, Chandigarh. Chairman of the Board: Viveck Goenka, Editor: Shyamal Majumdar, Editor (Chandigarh): Shobhana Subramanian* (*Responsible for selection of news under the PRB Act). © Copyright: The Indian Express (P) Ltd All rights reserved. Reproduction of any manner, electronics or otherwise, in whole or in part, without prior permission is prohibited. Editorial & Advertising Office: C-5, Institutional Area, Sector 6, Panchkula 134 109 (Haryana) Phone: 5024400. The Financial Express®

Markets

SATURDAY, MAY 20, 2023

EXPERT VIEW

Positive global cues helped markets reverse its losing streak, as buying in IT, select banking and realty stocks aided recovery. If the global situation over interest rate movement and demand scenario doesn't improve, we may see bouts of profit taking.

—Amol Athawale, technical analyst, Kotak Securities

IN THE NEWS

SENSEX

Intra-day, May 19

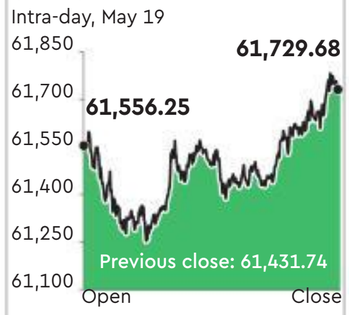

Sensex snaps losing run, climbs nearly 300 pts

THE SENSEX AND Nifty found firmer ground on Friday after a three-session losing streak, propped up by buying in IT, tech and banking counters amid a positive trend overseas and unabated foreign fund inflows. The Sensex climbed 297.94 points to settle at 61,729.68. The Nifty advanced 73.45 points to close at 18,203.40. PTI

Nexus Select rises over 4% in debut trade

SHARES OF NEXUS Select Trust, the first REIT backed by rent-yielding retail real estate assets, ended with a gain of over 4% against the issue price of ₹100 per unit on Friday. The stock made its debut at ₹102.27, up 2.27%, on the BSE and closed at ₹104.26, up 4.26%. On the NSE, it ended at ₹104.30, climbing 4.3%. PTI

HDFC invites bids for 10-year bonds

HOUSING DEVELOPMENT FINANCE Corp plans to raise at least ₹3,500 crore ($427.98 million) through the sale of bonds maturing in 10 years, two merchant bankers said on Friday. The company has invited bids from bankers and investors on May 23. The bonds are rated AAA by Crisil and ICRA. REUTERS

Kotak Securities to issue 3-month CPs

KOTAK SECURITIES PLANS to raise funds by selling commercial papers maturing in three months. The company will offer a yield of 7.20% on this issue. REUTERS

● STILL LOWER THAN PRE-COVID PERIOD

Deposit rates not peaked yet

12% deposit growth to be sufficient to meet an expected 15% credit growth in FY24: Crisil

AJAY RAMANATHAN & PIYUSH SHUKLA
Mumbai, May 19

AT A GLANCE

Source: CareEdge, RBI

EVEN AS THE Reserve Bank of India (RBI) has paused its rate-hiking cycle in April, bankers say there is still room for deposit rates to go higher.

"We have to take care of depositor interest also. Keeping that in mind, in some of the buckets of term deposits, we have raised the interest rate in the last six months or so, and I think that will be our strategy going forward also," SBI chairman Dinesh Kumar Khara said in a post-earnings call on Thursday.

Banks may further hike interest rates on fixed deposits to meet the demand for credit, at a time when systemic liquidity has considerably eased. However, the quantum of the hike is expected to be minimal as the repo rate hike cycle is near its peak, bankers said.

The weighted average domestic term deposit rate on fresh rupee term deposits rose 23 bps to 6.48% in March 2023 from 6.25% in February 2023. The same on outstanding rupee term deposits increased 14 bps to 6.16% in March 2023 from 6.02% in February 2023.

This rise in deposit rates has been aided by a renewed focus among banks to raise deposits when the RBI has been trying to remove excess liquidity from the financial system. The rush for deposits has also been driven by the fact that the deposit growth has consistently trailed the loan growth.

Credit offtake rose nearly 16% YoY for the fortnight ended April 21, the latest RBI data showed. On the other hand, deposits grew a mere 10.2%. Further, the credit-to-deposit ratio rose to 75.7% as of April 21 from 75% in the previous fortnight.

"I think we still have some room for deposit rates to rise. This fiscal, we expect the underlying fundamental drivers for credit to remain strong. So a 10% Y-o-Y deposit growth will not be sufficient to meet a 15% growth in credit," says Krishnan Sitaraman, senior director and deputy chief ratings officer at Crisil. Sitaraman contends that a deposit growth of 12% would be sufficient to meet the expected credit growth of 15% in 2023-24.

Deposit rates continue to be lower than their pre-pandemic levels (as of March 2020) by around 20 bps. Hence, banks have some distance to cover before the deposit rates reach the repo rate or even their pre-pandemic levels.

"The deposit rate hike is linked more to the demand-supply gap. Any institution that is in need of higher liabilities may play around with a higher deposit rate...," said Virat Diwanji, group president and head – consumer bank, Kotak Mahindra Bank. "Obviously, CASA is the preferred route, but if the gap between savings account rate and term deposit rate is wide, customers are likely to move to the latter."

With credit demand sustaining, IDBI Bank deputy managing director Suresh Khatanhar believes that banks will also look to raise money through bulk deposits and certificates of deposits. On the flip side, the cost of funds of banks is expected to rise going ahead as the repricing of deposits occurs with a lag. This would also lead to a compression in their net interest margins (NIM).

"If you ask me whether all of the deposit increase has already fully come in, I would say no, not yet. It will come. It is simply a function of, as the book starts to reprice, the lag effect, it comes in," Srinivasan Vaidyanathan, chief financial officer, HDFC Bank, said in the post-earnings call.

"With the current deposit mix, the cost of funds will start to inch up as the 30% growth that we have had in time deposits in the recent quarter starts to fully come in. So, the cost of funds will go up only because of the mix of deposits, not because of the rates," he added.

Broadly, the NIM of banks is expected to fall by up to 25 bps in the current financial year as deposits get repriced. However, experts note that overall profitability will remain steady as the asset quality has improved.

Fx kitty just shy of $600 bn, at near one-year high

FOREIGN EXCHANGE RESERVES rose for a third consecutive week and stood at $599.53 billion for the week ended May 12, their highest level since early June, RBI's statistical supplement showed on Friday, reports **Ajay Ramanathan**. That is an increase of $3.55 billion from the previous week. Reserves had risen by a total of $11.7 billion in the prior two weeks. For the week under review, foreign currency assets increased by nearly $3.577 billion to $529.598 billion. Gold reserves rose by $38 million to $46.4 billion. In October 2021, the kitty had reached an all-time high of $645 billion.

Source: Bloomberg

PNB Q4 profit surges over fivefold on strong NII growth

SURABHI
New Delhi, May 19

PUNJAB NATIONAL BANK on Friday reported a multifold increase in its net profit for the quarter ended March 31, 2023 on the back of a 30.05% growth in the net interest income as well as lower provisions. The lender's standalone net profit rose 474.8% to ₹1,159 crore for the latest quarter, from ₹201.57 crore in the same period last fiscal.

For FY23, the standalone net profit, however, fell by 27.5% to ₹2,507.2 crore, compared with ₹3,456.96 crore in 2021-22.

The board has recommended a dividend of ₹0.65 per equity share for FY23. It also approved raising of capital by issuing up to 15 crore new equity shares of face value of ₹2 each to the employees of the bank through an employees stock purchase scheme. The bank's stock closed 1.61% higher at ₹49.26 on the BSE on Friday.

The lender expects to do better on the profitability front during the current fiscal, Atul Kumar Goel, MD and CEO, said at a post-results conference.

"Last year was very good for Punjab National Bank. FY24 will be one of the best years in our history," Goel said, adding that the focus will continue to be on profitability. He attributed the significant jump in the fourth quarter profit to improvement in credit costs and lower non-performing assets. The credit cost was 2% in FY23 and the lender expects it at 1.5-1.75% in the current fiscal. "So, the net profitability is bound to increase," Goel explained.

REPORT CARD

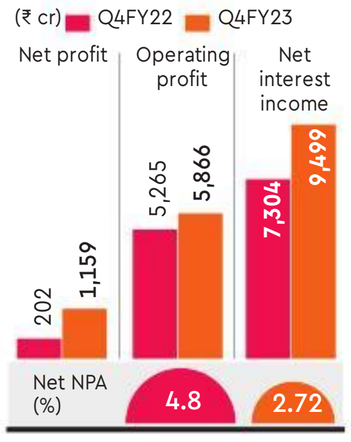

The net interest income, or the difference between interest earned and expended, grew 30.05% to ₹9,499 crore during the quarter under review. Its global net interest margin increased by 48 basis points year-on-year to 3.24% as on March 31, 2023. PNB expects it to be in the range of 2.9% to 3% in FY24.

As on March 31, 2023, gross global advances grew 12.68% to ₹8.8 trillion. Retail loans grew 41.62% to ₹1.97 trillion, while agri loans witnessed a 14.34% growth.

For the current fiscal, PNB will target an advances growth of 12% to 13%. The focus will be on the retail, agriculture and MSME (RAM) loan segment, which is currently at 55.3% of global gross advances. Within retail, the bank will focus on housing loans, gold loans as well as education loans.

The bank expects deposits to grow by 10-11% this fiscal, Goel said. Global deposit growth was at 11.77% at ₹12.8 trillion while domestic deposits grew 11.26% to ₹12.5 trillion.

The bank's asset quality also improved, with gross and net non-performing assets (GNPA and NNPA) standing at 8.74% and 2.72%, respectively, as of March 31, 2023. Its GNPA was at 11.78% and NNPA was at 4.8% as on March 31, 2022.

Provisions (other than tax) and contingencies declined 21% year on year to ₹3,830.58 crore in the fourth quarter of the previous fiscal. Goel said the bank has set a recovery target of ₹22,000 crore for the current fiscal.

Sensex, Bankex derivatives contracts see record turnover

THE BSE on Friday said newly-relaunched Sensex and Bankex derivatives contracts witnessed a record turnover of ₹528 crore on their first weekly expiry. The turnover for futures was ₹35 crore and options saw a turnover of ₹493 crore, the BSE said. Since its launch, the BSE has seen a steady increase in turnover and open interest in these contracts, which have unique expiry on Fridays. These contracts witnessed wide participation from across the country. —PTI

Personal Finance

Place a credit freeze to prevent scamsters from taking loan in your name

SANJEEV SINHA

FRAUD ALERT

- A fraud alert tells creditors to take extra steps to verify your identity before opening a new account in your name
- Tell your banks you have been a victim of identity theft. They will be able to monitor your accounts for any suspicious activity
- Identity thieves may continue to use your information for years after the initial theft, so monitor your credit reports regularly

● FINANCIAL PROTECTION

Victim of identity theft? Steps to take now

YOUR FINANCIAL IDENTITY is very important, and it needs to be safeguarded at any cost. These days when scams are commonplace, it is critical to make sure your information remains safe, and you know what to do in case your information gets compromised.

Here is what you must do when your identity is misused resulting in financial loss.

Report the identity theft to the police: You can do this at the nearest police station. The police will create an FIR (First Information Report) and investigate the matter. Place a fraud alert on your credit reports. You can do this by contacting each of the three major credit bureaus in India: CIBIL, Experian, and Equifax. A fraud alert tells creditors to take extra steps to verify your identity before opening a new account in your name.

Place a credit freeze: You can do this by contacting each of the three major credit bureaus in India. A credit freeze prevents creditors from accessing your credit report without your permission. This can help prevent identity thieves from opening new accounts in your name. Let your creditors and banks know that you have been a victim of identity theft. They will be able to cancel any fraudulent accounts and monitor your accounts for suspicious activity.

Review your credit reports: Get your credit reports from each of the three major credit bureaus in India at least once a year. Review your reports for any unauthorised accounts or charges. If you find any unauthorised accounts or charges on your credit reports, raise a dispute with the credit bureaus. The credit bureaus will investigate the dispute and remove any fraudulent accounts or charges from your credit report.

Monitor your credit reports for the next several years: Identity thieves may continue to use your information for months or even years after the initial theft. Monitor your credit reports for any new unauthorised accounts or charges.

Here are some tips to help you protect your financial information from identity theft:

Be careful about what information you share online: Do not share your PAN card number, Aadhaar number, bank account number, or credit card number with anyone you do not know and trust. Create strong passwords. Use a combination of letters, numbers, and symbols to create strong passwords for your online accounts.

Adhil Shetty, CEO, Bankbazaara.com says, "No bank or financial institution will ask you to disclose your login information, card CVV number or one-time passwords in any circumstance. Never ever disclose sensitive data through any other channel than the one explicitly meant for the use of that information. In case of phishing attempts, report to your bank to allow them to investigate the matter."

Keep your software up to date: Software updates often include security patches that can help protect your computer from malware. Be careful about what emails you open. Do not open emails from senders you do not know. If you do open an email, do not click on any links or download any attachments.

Shred all those sensitive documents that contain your personal information before you throw them away. By following these tips, you can help protect your financial information from identity theft. Your financial information is the key to protect your investments and savings. If you tend to ignore identity theft, it may cause bigger financial fraud.

● YOUR QUERIES: INCOME TAX

Income from gift to wife is clubbed in husband's income

CHIRAG NANGIA

● My wife is a homemaker, and I file her return under the basic exemption limit. Can I transfer a lump sum amount to her account on which I have paid tax already and then she makes the investment in her name such as buying a property, investing in FDs, bonds, shares etc?

—Pradeep Jain

Income from investment made by money gifted by you to your wife shall be clubbed in your hands and offered to tax by you in your tax return. Your wife may file a return for disclosing such gift received which is exempt from tax.

● I am 87 years old and have a total income of ₹5 lakh. Should I file an income tax return?

—Amar Nath

Income tax return needs to be filed if the gross total income exceeds the basic exemption limit, which is ₹5 lakh for super senior citizens. The exemption of ₹1 lakh from capital gain is not deducted from total income but only reduced while computing taxes. So your total income will turn out to be ₹6 lakh and you have to file the tax return.

● How do I check if someone is misusing my Aadhaar or PAN card to raise a loan in my name?

—Rajive Kaushik

Check your Aadhaar authentication history from UIDAI website or mAadhaar app by using your Aadhaar number to know if some one misused your details. You may contact your bankers in order to confirm the same. Check your credit score regularly as a good credit score helps a person to take loans from banks and financial institutions with greater ease.

● On the income tax portal, there's an option to file ITR for AY 23–24, but it shows only two ITR forms —1 & 4— although I filled form 2. It also shows the option of downloading and uploading pre-filled data. What should I do?

—Bimla Kumari

Utilities for all ITR forms have not yet been made available on the income tax portal. You may wait or you can download the offline excel based utility for ITR-2 which is available in the downloads section on the portal. The '.json' file generated from such a utility can be uploaded on the portal to file the return. The pre-filled data is used to fill basic details like name, PAN, address, contact details, bank accounts, etc., while filing the income tax return offline. It is best suggested to wait for the utilities to be made available online.

The writer is director, Nangia Andersen India. Send your queries to fepersonalfinance@expressindia.com

Motobahn

SATURDAY, MAY 20, 2023

EXPERT VIEW

With FAME-II subsidy on EVs cut to ₹10,000/kWh, while the government aims to create more room for two-wheelers, this substantial reduction in subsidies poses a challenge for nascent EV industry. It could potentially dent the sales of electric two-wheelers.

— Ayush Lohia, CEO, Lohia Auto

FUTURISTIC CARS COMING TO INDIA?

What makes Tesla cars so desirable?

Tesla doesn't have a wide range of models, but the ones on offer are the best in the world in many aspects, such as speed

VIKRAM CHAUDHARY

IT TOOK CARMAKERS like Ferrari, Lamborghini, McLaren and Porsche decades to master the art of speed. By the turn of the century, their cars were capable of insane acceleration of just 3 seconds from 0-100 km/h. These cars were expensive (more than $200,000 in the US), uncomfortable (most have two doors, two seats and very low ground clearance), but head turners definitely.

Along came Tesla Model S in 2012. A family saloon with four doors and space for five adults and priced just $49,900, it accelerated like a sports car, with a 0-100 km/h time of just 5.7 seconds (faster than many Mercedes-AMG and BMW M models). With its spacecraft-like design, it was also a head turner, and had enough range to go from one city to another (electric cars of that era, like Nissan Leaf, were used for local commuting).

The Plaid models have a yoke steering wheel, which provides a clear view of the road ahead and the instrument cluster. The yoke's design keeps your hands at 9 and 3 o'clock (where they should be)

Since then, every new Tesla car is better, faster and more comfortable. By June 2021, Tesla mastered the art of speed, with its family car, the Model S Plaid, capable of showing its rear plate to every other car on the planet, with a 0-100 km/h time of about 2.5 seconds. It's as fast as Lamborghini Revuelto (the $600,000 super car that has only two doors and two seats). The reason is that electric motors deliver 100% torque (pulling power) instantly, while petrol/diesel cars need to reach a particular RPM to deliver that high power.

Here is a brief history of Tesla cars, and company:

July 2003: Tesla Motors is founded by Martin Eberhard and Marc Tarpenning, in San Carlos, California. It's named after Serbian-American inventor Nikola Tesla.

2004: Elon Musk, the founder of Paypal, invests in Tesla Motors.

February 2008: Tesla launches its first car, the Roadster (whose production stopped in 2012).

October 2008: Musk takes over Tesla Motors as the CEO (as Tesla is negatively impacted by the global financial crisis of 2007-08).

June 2010: Tesla goes public.

2012: Tesla launches Superchargers in California. These provide owners of Tesla cars extremely fast charging on highways (a couple of hundred miles of range by the time you have coffee).

June 2012: Tesla delivers the Model S (a sedan).

September 2015: Tesla delivers the Model X (a seven-seat SUV, with wing-like doors).

October 2015: Tesla launches the Autopilot (self-driving tech).

March 2016: Tesla unveils its first mass-market car, the Model 3.

February 2017: Tesla changes name from Tesla Motors to Tesla Inc (as it now produces not just cars, but also Solar Roof, Solar Panels and Powerwall).

July 2017: The Model 3 gets launched.

November 2017: Tesla unveils the Roadster (a sports car) and the Semi (a truck).

February 2018: The Roadster goes to space on the SpaceX Falcon Heavy test flight, driven by a mannequin in a spacesuit (Starman).

March 2019: Tesla unveils the Model Y (a midsize SUV).

October 2019: Tesla starts Shanghai factory, and Model 3 production is ramped up.

November 2019: Tesla unveils the Cybertruck, an angular design.

June 2021: The Model S Plaid is launched, the quickest accelerating car in the world.

March 2022: Tesla opens its third factory in the global automotive heartland, Berlin (Germany).

April 2022: Tesla opens its fourth factory in Austin, Texas.

May 2023: Tesla is reportedly talking to the Indian government to open a manufacturing plant in the country.

Product criticism: There have been accidents in which human lives were lost and the car was being driven on Autopilot. Tesla's latest data shows there was one crash for every 4.85 million miles driven in which drivers were using Autopilot. For drivers who were not using Autopilot, there was one crash for every 1.4 million miles driven. In comparison, in the US overall, there was one crash for 652,000 miles driven.

MODEL X PLAID

Base price: **$108,490** (₹90 lakh)

Range: 333 miles (536 km)
0-60 mph: 2.5 seconds
Top speed: 163 mph (262 km/h)
Peak power: 1,020 hp

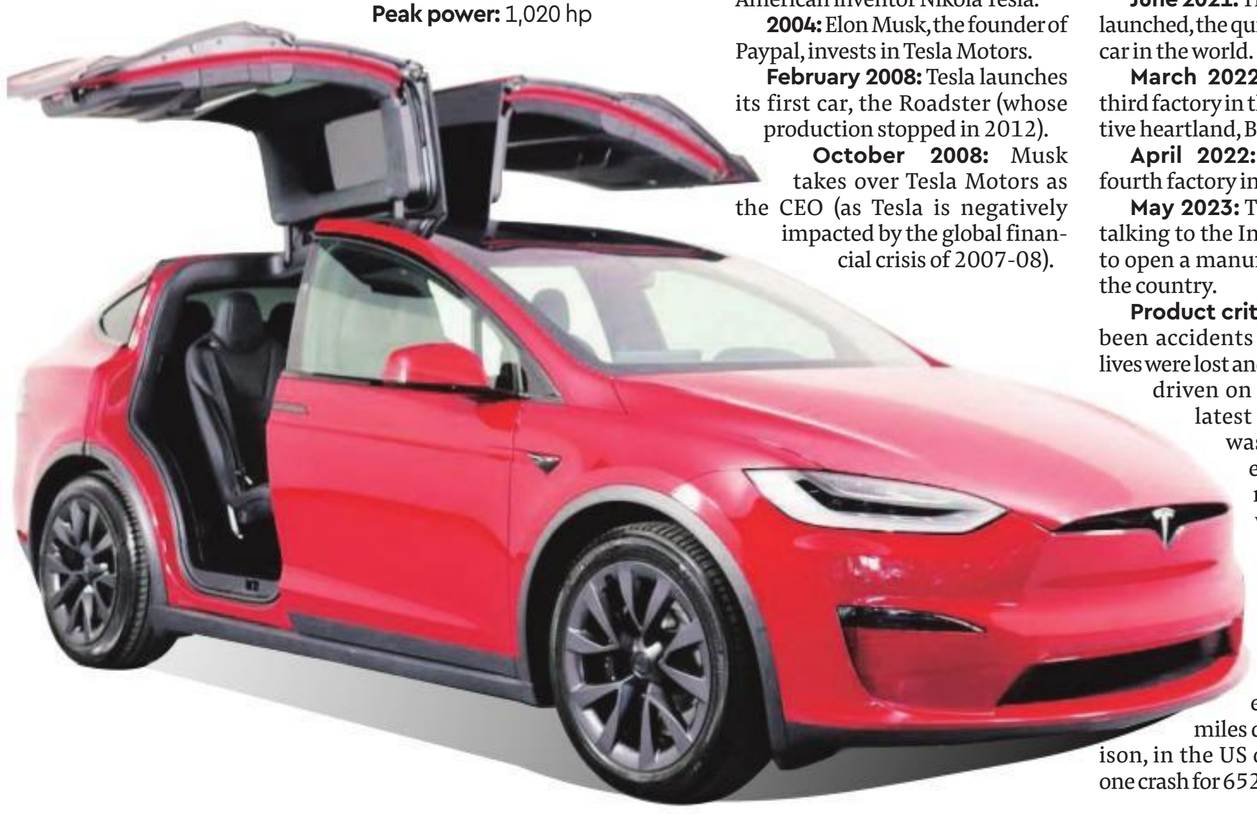

MODEL S PLAID

Base price: **$108,490** (₹90 lakh)

Range: 396 miles (637 km)
0-60 mph: 1.99 seconds
Top speed: 200 mph (322 km/h)
Peak power: 1,020 hp

MODEL S

Base price: **$88,490** (₹73 lakh)

Range: 405 miles (652 km)
0-60 mph: 3.1 seconds
Top speed: 149 mph (240 km/h)
Peak power: 670 hp

MODEL 3

Base price: **$40,240** (₹34 lakh)

Range: 325 miles (523 km)
0-60 mph: 3.1 seconds
Top speed: 162 mph (261 km/h)
Peak power: 527 hp

MODEL X

Base price: **$98,490** (₹81 lakh)

Range: 348 miles (560 km)
0-60 mph: 3.8 seconds
Top speed: 155 mph (249 km/h)
Peak power: 670 hp

MODEL Y

Base price: **$47,490** (₹40 lakh)

Range: 330 miles (531 km)
0-60 mph: 3.5 seconds
Top speed: 155 mph (249 km/h)
Peak power: 456 hp

CAR REVIEW: SKODA KODIAQ

A suite of an SUV

Why ask for Audi when you can have a Skoda?

VIKRAM CHAUDHARY

PRICED ₹37.99 lakh ex-showroom for the Style variant, ₹39.39 lakh for the Sportline variant, and ₹41.39 lakh for the top-end L&K variant, the Kodiaq is expensive.

How expensive?

So expensive that at this price you can get much bigger SUVs such as Toyota Fortuner. But the Kodiaq is far plusher, in the same league as Audi Q5, and it's priced lower than even the smaller Q3 (₹44.9-50.4 lakh). That makes this Skoda special — if you don't want the Audi badge and want the same luxury experience, the Kodiaq fits the bill.

How does it drive?

It gets the 2.0-litre TFSI petrol engine (190 bhp and 320 Nm). It is fast — from 0-100 km/h in just 7.8 seconds. Cornering at high speeds, going over poor roads, cruising on six-lane highways (as we did driving the Kodiaq on the high-speed track at Natrax vehicle testing centre near Indore), and taking it off the road... everything is comfortable, and easy. And it gets all-wheel drive.

The steering feedback — mechanical signals that tyres send to the steering wheel — is accurate, and you feel every bump and dip in the road through the steering wheel. This leads to safer driving.

Where does it trump Audi?

Unlike the Q3/Q5, the Kodiaq has seven seats, making it a whole lot more practical than luxury cars. It has some unique features, such as the Power Nap Package with a blanket, which allows passengers to rest.



Specifications

Engine: 2.0-litre TSI petrol
Power: 140 kW (190 PS)
Torque: 320 Nm
0-100 km/h: 7.8 seconds
Transmission: Only automatic
Prices:
Style (₹37.99 lakh)
Sportline (₹39.39 lakh
L&K (₹41.39 lakh)

Above all, it has more space, and space can be the ultimate luxury.

Is it better than the Fortuner?

It doesn't have the body roll of the Fortuner and the plastic quality is generations ahead. But it doesn't have the road presence of the Fortuner, and a lot of SUV buyers buy SUVs precisely for that reason.

PHOTOS: VIKRAM CHAUDHARY

International

SEEKS TO REDUCE CHINA TRADE DEPENDENCY

G7 steps up sanctions on Russia

In the meeting, the G7 will debate strategy on Ukraine conflict

KATYA GOLUBKOVA AND JOHN IRISH
Hiroshima, May 19

LEADERS OF THE world's richest democracies agreed on Friday to stiffen sanctions against Russia, while a draft communique to be issued after their talks in the Japanese city of Hiroshima stressed the need to reduce reliance on trade with China.

The Group of Seven (G7) leaders, who will be joined this weekend by Ukraine's President Volodymyr Zelenskiy, vowed to restrict any exports to Russia that could help it in its 15-month war against Ukraine.

"This includes exports of industrial machinery, tools, and other technology that Russia uses to rebuild its war machine," they said in a joint statement released on Friday, adding they would pursue moves to restrict Russian revenues from trade in metals and diamonds.

On China, which the G7 powers see increasingly as a threat to economic security, they were to agree that its status as the world's second-largest economy meant there was no alternative to seeking cooperation, an early draft of the final communique seen by Reuters said.

"Our policy approaches are not designed to harm China, we do not seek to thwart their economic progress," the draft, which is still subject to change, said. It nonetheless went on to urge measures to "reduce excessive dependencies" in critical supply chains and counter malign practices in technology transfer and data disclosure.

It also reaffirmed the need for peace and stability in the Taiwan Strait and also urged China to press Russia to stop its military aggression of Ukraine.

The G7 members - the United States, Japan, Germany, Britain, France, Canada and Italy - will use the 3-day meeting to debate strategy on a Ukraine conflict that shows no sign of easing.

Japanese Prime Minister Fumio Kishida, who represents Hiroshima in Japan's lower house of parliament, said he chose the city for the summit to focus attention on arms control.

Hiroshima, and another Japanese city, Nagasaki, were destroyed by US nuclear attacks 78 years ago that ended World War-II. Having emerged as the world's richest nations after World War-II, the G7 democracies have increasingly been challenged by an ascendant China and unpredictable Russia.

Amid evidence that existing Russian sanctions were being weakened by circumvention, they said the group was "engaging" with countries through which any restricted G7 goods, services or technology could transit through to Russia.

REUTERS

Japanese PM Fumio Kishida, US President Joe Biden, British PM Rishi Sunak, European Commission President Ursula von der Leyen, French President Emmanuel Macron and other G7 leaders visit the Hiroshima Peace Memorial Park, in Hiroshima on Friday. ANI

BIDEN TO MEET QUAD LEADERS TODAY

US PRESIDENT JOE Biden will meet the leaders of the Quad group, that includes India, Australia and Japan, the White House said on Friday. Biden postponed his trip to Australia to return to Washington amid ongoing negotiations over the raising the US debt limit.

REUTERS

'ECB needs to keep interest rates high'

JESÚS AGUADO
MADRID, May 19

THE EUROPEAN CENTRAL Bank needs to keep interest rates high to curb inflation in the medium term, its president Christine Lagarde said on Friday, signalling more monetary tightening. The ECB slowed the pace of rate hikes this month with a 25-basis-point rise, but Lagarde indicated the cycle was not over.

"We still have to have sustainably high interest rates, so it's a time when we have to really buckle up and look at this target that we have and deliver on it," Lagarde said. The ECB has a medium term inflation target of 2%.

Lagarde, who did not elaborate on potential further hikes, said: "Our goal is simple and straightforward: price stability.

And we have to be totally determined to deliver that."

Markets expect a fresh, 25-basis-point increase at the ECB's June meeting and possibly one more by the end of the summer. "We are heading towards more delicate decisions going forward but we will be courageous and will take the decisions that are needed to bring inflation back to 2%," Lagarde said.

REUTERS

Christine Lagard, President European Central Bank

Pak police get warrant to search Imran's residence

PRESS TRUST OF INDIA
Lahore, May 19

PUNJAB POLICE ON Friday arrived at former Pakistan prime minister Imran Khan's Zaman Park residence here to conduct a search operation to find "terrorists" reportedly hiding there, media reports said.

The delegation comprises Lahore Commissioner Muhammad Ali Randhawa, Lahore Deputy Commissioner Rafia Haider, DIG Operations Sadiq Dogar and SSP Operations Sohaib, according to the Dawn newspaper.

The team will meet Khan and hold negotiations with him, the report said.

The move comes hours after Punjab Police obtained warrants to conduct a detailed search at Khan's residence.

Punjab information minister Amir Mir said hundreds of policemen will conduct the search operation, the Dawn newspaper reported.

On Friday, an anti-terrorism court in Lahore approved pre-arrest bail till June 2 to Khan in three terrorism cases

QUICK VIEW

Morgan Stanley CEO to step down

MORGAN STANLEY CEO James Gorman plans to step down over the next year, drawing to a close 13 years at the helm during which he built the Wall Street firm into a wealth management powerhouse.

REUTERS

Nikkei powers to 'bubble' era peak

JAPAN'S STOCK BENCHMARK rallied on Friday to the highest since August 1990, the country's "bubble" era, driven by a confluence of positive factors from strong earnings to an economy showing signs of revving up and optimism over a US debt ceiling deal.

REUTERS

PM Sunak's wealth drops in UK rich list

THE WEALTH OF British Prime Minister Rishi Sunak and his wife Akshata Murty has fallen over the last year, putting them in 275th place in the Sunday Times Rich List, after the value of their stake in Indian IT giant Infosys dropped.

REUTERS

Hyundai, Kia agree to settle $200 mn

HYUNDAI AND KIA have agreed to a $200 million settlement to resolve class-action litigation with owners of certain Hyundai and Kia vehicles without push-button ignitions and immobilising anti-theft devices.

REUTERS

SBI

Transaction Banking – Solutions & Special Projects Department, Corporate Centre, 2nd floor, Mafatlal Centre, Nariman Point, Mumbai - 400021.
E-mail - dgmprojects.dtb@sbi.co.in, Website: https://bank.sbi, https://www.sbi.co.in

NOTICE INVITING TENDER

RFP No. TBSSP/RFP/PMC/2023-24/001 Dated: 20.05.2023

Bids are invited by State Bank of India from eligible bidders for Empanelment of Project Management Consultant for Providing Consultancy Services for Transaction Banking Projects, Card Payments and Merchant Acquiring Business. For details, please visit Procurement News at **https://bank.sbi, https://www.sbi.co.in, https://etender.sbi/.**

Commencement of download of RFP: From 20.05.2023 at 11:00 hrs

Last date and time for submission of bids: 20.06.2023 up to 15:30 hrs

Place: Mumbai **Deputy General Manager (Projects)**
Date: 20.05.2023 **TB – Solutions & Special Projects Department**

IFCI LIMITED

आई एफ सी आई लिमिटेड
(A Government of India Undertaking)
(भारत सरकार का उपक्रम)

Registered Office: IFCI Tower, 61 Nehru Place
New Delhi-110 019
Tel: 011-41732000
Fax: 011-26230201
Website: www.ifciltd.com
CIN : L74899DL1993GOI053677

आज़ादी का अमृत महोत्सव

Tender No : IFCI/HO/M&R/03/2023-24, dated 20/05/2023
SALE OF FINANCIAL ASSETS BY IFCI LTD.
UNDER SWISS CHALLENGE METHOD

IFCI Ltd. invites bids from Banks/FIs/NBFCs/ARCs, as eligible under regulatory framework for sale /transfer of the following NPA:

Borrower	Nature of Financial Asset	Outstanding Amount (Rs. in Crore) (as on 15/05/2023)	Offer in Hand (Rs. in Crore)	Terms of Sale
Shirpur Gold Refinery Limited	Corporate Loan	123.19	24.00	100% cash

The auction is under "Swiss Challenge Method", based on an existing offer in hand, who will have the right to match the highest bid.

The Tender Document with detailed terms and conditions for the same has been uploaded on the website (http://www.ifciltd.com) under Tenders→Sale of Assets→NPA. Last date for submission of EoI is 29/05/2023 up to 5:00 PM. The e-bidding will take place on 09/06/2023.

All corrigenda/addenda/amendments/time extensions/clarifications etc., if any, to the Tender will be hosted only at the website (http://www.ifciltd.com).

Note: IFCI reserves the right to reject all or any bid(s), wholly or partly without assigning any reason whatsoever.

Place: New Delhi Sd/-
Date: 20.05.2023 **General Manager (M & R)**

AUTOLINE INDUSTRIES LIMITED

Regd. Office: S. Nos. 313, 314, 320 to 323, Nanekarwadi, Chakan, Tal. Khed, Dist. Pune - 410 501. | **Tel :** +91 - 2135 - 635 865 / 6
Email : investorservices@autolineind.com | **Website :** www.autolineind.com | **CIN :** L34300PN1996PLC104510

Extract of Financial Results for the Quarter and Year Ended March 31, 2023

(₹ in Lakhs except EPS)

Sr. No.	PARTICULARS	STANDALONE			CONSOLIDATED		
		Quarter Ended		Year Ended	Quarter Ended		Year Ended
		31 Mar. 2023	31 Mar. 2022	31 Mar. 2023	31 Mar. 2023	31 Mar. 2022	31 Mar. 2023
		(Unaudited)	(Unaudited)	(Audited)	(Unaudited)	(Unaudited)	(Audited)
1.	Income From Operations (Gross)	14,895	18,636	64,659	14,874	18,802	64,975
2.	Other Income	148	50	312	133	32	252
3.	Total Income	15,043	18,686	64,971	15,007	18,834	65,227
4.	Net Profit / (Loss) for the period (before tax, exceptional items)	31	841	133	(149)	828	147
5.	Net Profit / (Loss) for the period before tax (after exceptional items)	31	941	1,488	(594)	928	1,057
6.	Net Profit / (Loss) for the period after tax (after exceptional items)	31	941	1,488	(597)	928	1,054
7.	Total Comprehensive Income / (Loss) for the period (after tax) including other Comprehensive Income	31	957	1,478	(597)	945	1,042
8.	Paid up Equity share capital (Face Value of ₹ 10/- each)	3,896	3,796	3,896	3,896	3,796	3,896
9.	Reserves excluding Revaluation Reserves	-	-	2,157	-	-	3,515
10	Earnings per share						
	a) Basic (in ₹) (After exceptional items)	0.08	2.48	3.84	(1.53)	2.44	2.72
	b) Diluted (in ₹) (After exceptional items)	0.08	2.41	3.82	(1.53)	2.38	2.70

Note:

1. The above is an extract of the detailed format of Quarterly & Annual Result filed with the Stock Exchanges under Regulation 33 of the SEBI (Listing and Other Disclosure Requirements) Regulations, 2015. The full format of above Results are available on the Company's website: www.autolineind.com and BSE website : www.bseindia.com and NSE website : www.nseindia.com.

By Order of the Board
FOR AUTOLINE INDUSTRIES LIMITED
Sd/-
(Shivaji T. Akhade)
Managing Director & CEO
DIN: 00006755

Place: Pune
Date : 18/05/2023

UMMEED HOUSING FINANCE PRIVATE LIMITED

CIN: U65922HR2016PTC057984
Registered and Corporate Office: Unit 809-815, 8th Floor, Tower A, Emaar Digital Greens, Golf Course Extn. Road, Sector 61, Gurugram, Haryana 122102

AUDITED FINANCIAL RESULTS FOR THE QUARTER AND YEAR ENDED MARCH 31, 2023

[Regulation 52 (8), read with Regulation 52 (4), of the SEBI (LODR) Regulations, 2015]

(In Lakhs)

S. No.	Particulars	Current Year Ended March 31, 2023 (Audited)	Previous Year Ended March 31, 2022 (Audited)
1.	Total Income from Operations	16128.36	10906.08
2.	Net Profit / (Loss) for the period (before Tax, Exceptional and/or extraordinary items#)	4514.02	2424.41
3.	Net Profit / (Loss) for the period before tax (after Exceptional and/or extraordinary items#)	4514.02	2424.41
4.	Net Profit / (Loss) for the period after tax (after Exceptional and/or extraordinary items#)	3459.79	1865.92
5.	Total Comprehensive Income for the period [Comprising Profit/(Loss) for the period (after tax) and Other Comprehensive Income (aftertax)]	3423.22	1865.84
6.	Paid up Equity Share Capital	1604.19	1604.19
7.	Reserves (excluding Revaluation Reserve)	7287.93	3684.90
8.	Securities Premium Account	33011.04	33011.04
9.	Net Worth	48820.39	45217.36
10.	Paid up Debt Capital/ OutstandingDebt	58913.39	27149.67
11.	Outstanding Redeemable Preference Shares	-	-
12.	Debt Equity Ratio	1.21	0.60
13.	Earnings Per Share (of Rs. 10/- each) (for continuing and discontinued operations) -		
1.	Basic:	6.85	3.99
2.	Diluted:	6.62	3.86
14.	Capital Redemption Reserve	NA	NA
15.	Debenture Redemption Reserve	NA	NA
16.	Debt Service Coverage Ratio	NA	NA
17.	Interest Service Coverage Ratio	NA	NA

#- Exceptional and/or Extraordinary Items adjusted in the Statement of Profit and Loss in accordance with Ind AS Rules.

Note:

a) The above audited results have been reviewed by the Audit Committee and approved by the Board of Directors at its meeting held on May 18, 2023.

b) The full format of the audited financial results are available on the website of the Company (www.ummeedhfc.com).

For and on behalf of the Board of Directors
For Ummeed Housing Finance Private Limited
Sd/-
Place: Gurugram **Ashutosh Sharma**
Date: May 18, 2023 **Managing Director**

TATA ELXSI LIMITED

CIN : L85110KA1989PLC009968

Regd. Office: ITPB Road, Whitefield, Bengaluru - 560 048 e-mail:investors@tataelxsi.com website: www.tataelxsi.com

STATEMENT OF AUDITED FINANCIAL RESULTS FOR THE QUARTER AND YEAR TO DATE FOR THE PERIOD FROM APRIL 01, 2022 TO MARCH 31, 2023

AUDITED STATEMENT OF PROFIT AND LOSS

₹ lakhs

		Particulars	Quarter ended			Year to date for the period from	
			March 31, 2023	December 31, 2022	March 31, 2022	April 01, 2022 to March 31, 2023	April 01, 2021 to March 31, 2022
1		**Income from operations**					
	(a)	Revenue from operations	83,791.98	81,774.31	68,173.87	3,14,472.25	2,47,079.92
	(b)	Other income (Refer note 3)	2,568.69	1,913.48	1,808.89	7,381.01	4,453.27
		Total income from operations (net)	**86,360.67**	**83,687.79**	**69,982.76**	**3,21,853.26**	**2,51,533.19**
2		**Expenses**					
	(a)	Cost of materials consumed	5,507.24	5,025.75	3,444.60	18,611.59	12,670.23
	(b)	Changes in inventories of stock-in-trade	75.58	(110.41)	(56.75)	18.13	(50.46)
	(c)	Employee benefits expense	42,921.85	41,071.27	34,476.68	1,59,777.49	1,28,810.56
	(d)	Finance costs	411.76	446.65	318.68	1,619.86	942.51
	(e)	Depreciation and amortisation expense	2,107.88	2,142.95	1,588.23	8,138.98	5,533.55
	(f)	Other expenses	10,314.80	11,101.87	8,184.91	39,937.18	29,077.90
		Total expenses	**61,339.11**	**59,678.08**	**47,956.35**	**2,28,103.23**	**1,76,984.29**
3		**Profit before tax (1-2)**	**25,021.56**	**24,009.71**	**22,026.41**	**93,750.03**	**74,548.90**
4		**Tax expense**					
	a)	Current tax	4,581.00	4,798.00	5,528.61	18,319.00	19,374.61
	b)	Deferred tax	288.95	(256.15)	496.65	(88.29)	207.14
		Total tax	**4,869.95**	**4,541.85**	**6,025.26**	**18,230.71**	**19,581.75**
5		**Net profit for the period / year (3-4)**	**20,151.61**	**19,467.86**	**16,001.15**	**75,519.32**	**54,967.15**
6		**Other comprehensive income / (losses)**					
		(i) Items that will not be reclassified to profit or loss	(380.46)	3.30	(185.00)	(869.12)	(309.46)
		(ii) Income tax relating to items that will not be reclassified to profit or loss	132.95	(1.15)	64.65	303.71	108.14
		Total other comprehensive income / (losses) (net of tax)	**(247.51)**	**2.15**	**(120.35)**	**(565.41)**	**(201.32)**
7		**Total comprehensive income (5+6)**	**19,904.10**	**19,470.01**	**15,880.80**	**74,953.91**	**54,765.83**
8		Paid-up equity share capital (face value ₹10/- each)	6,227.64	6,227.64	6,227.64	6,227.64	6,227.64
9		Other equity				2,02,349.07	1,53,862.65
10		Earnings per share					
		- Basic EPS (₹)	32.36	31.26	25.69	121.26	88.26
		- Diluted EPS (₹)	32.36	31.26	25.69	121.26	88.26

AUDITED BALANCE SHEET

₹ lakhs

	Particulars	As at March 31, 2023	As at March 31, 2022
	ASSETS		
	Non-current assets		
	(a) Property, plant and equipment	15,973.36	12,677.42
	(b) Capital work-in-progress	697.93	2,208.92
	(c) Right of use assets	15,765.88	12,438.36
	(d) Intangible assets	1,620.20	2,034.77
	(e) Financial assets		
	(i) Investments*	-	-
	(ii) Other financial assets	6,845.28	13,840.19
	(f) Deferred tax assets (net)	1,288.83	896.83
	(g) Other non-current assets	85.82	1,704.75
	(h) Tax assets (net)	2,724.00	1,545.95
	Total non-current assets	**45,001.30**	**47,347.19**
	Current assets		
	(a) Inventories	38.62	56.75
	(b) Financial assets		
	(i) Trade receivables		
	- Billed	85,665.90	55,368.06
	- Unbilled	11,971.65	11,910.74
	(ii) Cash and cash equivalents	13,389.17	15,110.51
	(iii) Bank balances other than cash and cash equivalents	1,05,766.12	81,410.39
	(iv) Loans receivable	181.43	100.14
	(v) Other financial assets	4,565.28	1,429.71
	(c) Other current assets	9,770.79	4,183.84
	Total current assets	**2,31,348.96**	**1,69,570.14**
	TOTAL ASSETS	**2,76,350.26**	**2,16,917.33**
	EQUITY AND LIABILITIES		
	Equity		
	(a) Equity share capital	6,227.64	6,227.64
	(b) Other equity	2,02,349.07	1,53,862.65
	Total equity	**2,08,576.71**	**1,60,090.29**
	Liabilities		
	Non-current liabilities		
	(a) Financial liabilities		
	(i) Lease liabilities	15,372.68	11,828.60
	(b) Provisions	4,545.32	3,976.17
	Total non-current liabilities	**19,918.00**	**15,804.77**
	Current liabilities		
	(a) Financial liabilities		
	(i) Lease liabilities	2,853.72	2,021.83
	(ii) Trade payables		
	a) Dues of micro, small and medium enterprises	3.16	45.94
	b) Dues of creditors other than micro, small and medium enterprises	10,313.87	8,383.73
	(iii) Other financial liabilities	12,268.91	10,795.45
	(b) Other current liabilities	15,307.04	14,978.80
	(c) Provisions	2,559.73	1,259.83
	(d) Current tax liabilities (net)	4,549.12	3,536.69
	Total current liabilities	**47,855.55**	**41,022.27**
	TOTAL EQUITY AND LIABILITIES	**2,76,350.26**	**2,16,917.33**

* value is less than a lakh

AUDITED SEGMENT WISE REVENUE AND RESULTS

₹ lakhs

		Particulars	Quarter ended			Year to date for the period from	
			March 31, 2023	December 31, 2022	March 31, 2022	April 01, 2022 to March 31, 2023	April 01, 2021 to March 31, 2022
1		**Segment revenue**					
	(a)	Software development & services	81,517.00	79,637.80	67,005.62	3,06,594.75	2,42,131.14
	(b)	System integration & support services	2,274.98	2,136.51	1,168.25	7,877.50	4,948.78
		Total	**83,791.98**	**81,774.31**	**68,173.87**	**3,14,472.25**	**2,47,079.92**
2		**Segment results**					
	(a)	Software development & services	27,475.40	28,270.78	24,891.85	1,06,669.67	82,894.53
	(b)	System integration & support services	56.28	40.97	11.12	381.08	248.98
		Total	**27,531.68**	**28,311.75**	**24,902.97**	**1,07,050.75**	**83,143.51**
		Less: Finance costs	411.76	446.65	318.68	1,619.86	942.51
		Less: Unallocable expenditure (net of unallocable income)	2,098.36	3,855.39	2,557.88	11,680.86	7,652.10
		Profit before tax	**25,021.56**	**24,009.71**	**22,026.41**	**93,750.03**	**74,548.90**

Notes on segment information

Business segments: The Company is structured into two industry verticals - software development & services and system integration & support services. Accordingly, the information has been presented along these business segments.

Assets and liabilities of the Company are used interchangeably amongst segments. Allocation of such assets and liabilities is not practicable and any forced allocation would not result in any meaningful segregation. Hence, assets and liabilities have not been identified to any of the reportable segments.

AUDITED STATEMENT OF CASH FLOW

₹ lakhs

		For the year ended	
		March 31, 2023	March 31, 2022
A.	Cash flows from operating activities		
	Profit for the period	**75,519.32**	**54,967.15**
	Adjustment for:		
	Income tax expense	18,230.71	19,581.75
	Depreciation and amortisation	8,138.98	5,533.55
	Interest income	(5,315.48)	(3,041.60)
	Finance costs	1,619.86	942.51
	Bad debts written off	59.78	325.68
	Provision for doubtful debts	(106.36)	748.37
	Net loss on sale of assets	5.43	2.54
	Net gain on lease modification	(116.03)	-
	Net (gain)/loss arising on financial assets measured at fair value through profit and loss	219.63	(87.66)
	Net unrealised exchange gain	(116.21)	(27.66)
	Operating profit before working capital changes	98,139.63	78,944.63
	Movement in working capital:		
	Adjustments for (increase) / decrease in operating assets:		
	Loans receivables	(81.29)	(9.63)
	Trade receivables - Billed	(29,889.29)	(16,411.81)
	Trade receivables - Unbilled	(60.91)	(3,199.27)
	Other financial assets	(1,240.19)	(213.90)
	Other assets	(5,485.04)	(2,866.52)
	Inventories	18.13	(50.46)
	Adjustments for increase / (decrease) in operating liabilities:		
	Provisions	978.42	(292.15)
	Trade payables	1,545.58	2,928.01
	Other financial liabilities	2,917.18	3,423.74
	Other current liabilities	328.24	6,673.45
	Cash generated from operations	67,170.46	68,926.09
	Income tax paid (net)	(18,484.62)	(20,622.89)
	Net Cash generated from operating activities - (A)	**48,685.84**	**48,303.20**
B.	**Cash flows from investing activities**		
	Purchase of property, plant and equipment and intangibles	(6,410.08)	(7,118.82)
	Proceeds from sale of property, plant and equipment and intangibles	37.73	0.81
	Movements in fixed deposit (net)	(16,950.00)	(6,559.60)
	Interest received	3,131.26	2,848.18
	Net cash used in investing activities - (B)	**(20,191.09)**	**(10,829.43)**
C.	**Cash flows from financing activities**		
	Payment of lease liability	(3,808.45)	(2,709.10)
	Interest paid	(36.17)	(8.19)
	Dividend paid	(26,467.49)	(29,892.69)
	Net cash used in financing activities - (C)	**(30,312.11)**	**(32,609.98)**
	Net (decrease) / increase in cash and cash equivalents (A+B+C)	(1,817.36)	4,863.79
	Cash and cash equivalents as at beginning of the year	15,110.51	10,041.73
	Effects of exchange rate changes on the balances of cash and cash equivalents held in foreign currencies	96.02	204.99
	Cash and cash equivalents as at end of the year	**13,389.17**	**15,110.51**

Notes:

1 These results have been prepared on the basis of the audited financial statements for the year ended March 31, 2023 and the audited interim financial results up to the end of the third quarter, which are prepared in accordance with the Ind AS notified under Companies (Indian Accounting Standards) Rules 2015. These results have been reviewed by the Audit Committee and approved by the Board of Directors at its meeting held on May 18, 2023. The statutory auditors have expressed an unmodified audit opinion on these results. The annual financial results include the results for the quarter ended 31 March 2023 being the balancing figure between the audited figures in respect of the full financial year and the published audited year to date figures up to the third quarter of the current financial year.

2 The earnings per share (basic and diluted) for the interim periods have not been annualized.

3 Other income includes:

₹ lakhs

	Quarter ended			Year to date for the period from	
	March 31, 2023	December 31, 2022	March 31, 2022	April 01, 2022 to March 31, 2023	April 01, 2021 to March 31, 2022
Exchange gain / (loss)	**246.75**	**484.39**	**585.10**	**759.40**	**429.39**

4 Dividend at ₹60.6 per share for the financial year 2022-23 has been recommended by the Board of Directors.

5 The results of the Company for the quarter and year to date for the period from April 01, 2022 to March 31, 2023 are available on the Company's website - www.tataelxsi.com, on the BSE Limited website - www.bseindia.com and the National Stock Exchange of India Limited website - www.nseindia.com..

By Order of the Board
for TATA ELXSI LIMITED
Sd/-
Manoj Raghavan
Managing Director

Bengaluru
May 18, 2023

यूको बैंक UCO BANK

(A Govt. of India Undertaking)
Head Office – II, Department of Information Technology
3 & 4, DD Block, Sector – 1, Salt Lake, Kolkata–700064

NOTICE INVITING TENDER

UCO Bank invites tender for the following item:

1. Procurement of Open API Banking Solution/API Gateway through GeM Portal.

For any details, please refer to **https://www.ucobank.com** & **https://gem.gov.in**.

(Assistant General Manager)
Date: 20.05.2023 **Department of Information Technology**

सम्मान आपके विश्वास का | Honours Your Trust

RDB RASAYANS LIMITED

CIN-L36999WB1995PLC074860
Regd. Office : Bikaner Building, 8/1, Lal Bazar Street,
R.No- 09 Kolkata-700001,
Ph No (033) 44500500, Fax No 91-33-2242 0588
E-mail : info@rdbindia.com, Website: www.rdbgroup.in

EXTRACT OF AUDITED FINANCIAL RESULTS FOR THE QUARTER AND YEAR ENDED 31ST MARCH, 2023 (Rs. In Lakhs)

Sl. No	Particulars	Quarter ended March 31,2023	Quarter ended December 31,2022	Quarter ended March 31 2022	Year Ended March 31 2023	Year ended March 31 2022
		Audited	Unaudited	Audited	Audited	Audited
1	Total Income from Operations (Net)	3028.10	2793.74	3586.78	12413.48	13517.55
2	Net Profit / (Loss) for the period (before Tax, Exceptional and/or Extraordinary items)	328.71	780.04	518.66	3272.34	2757.87
3	Net Profit / (Loss) for the period before Tax (after Exceptional and/or Extraordinary items)	328.71	780.04	518.66	3272.34	2757.87
4	Net Profit / (Loss) for the period after Tax (after Exceptional and/or Extraordinary items)	237.56	575.63	489.50	2436.94	2205.47
5	Total Comprehensive Income /(Loss) for the period [Comprising Profit / (Loss)for the period(after tax) and Other Comprehensive Income (after tax)]	236.26	575.63	492.93	2435.64	2208.90
6	Equity Share Capital (Face Value of Rs.10/- each)	1771.48	1771.48	1771.48	1771.48	1771.48
7	Reserves (excluding Revaluation Reserve as shown in the Balance Sheet of previous year)				14461.74	12026.11
8	Earnings Per Share (of Rs. 10/- each)					
	Basic:	1.34	3.25	2.76	13.76	12.45
	Diluted:	1.34	3.25	2.76	13.76	12.45

Notes:
1 The above is an extract of the detailed format of Quarterly / Annual Financial Results filed with the Stock Exchange under Regulation 33 of the SEBI (Listing and Other Disclosure Requirements) Regulations, 2015. The full format of the Quarterly/ Annual Financial Results are available on the website of BSE Limited at www.bseindia.com and on the Company's website at www.rdbgroup.in
2 The above audited results have been reviewed by the Audit Committee and approved by the Board of Directors at their meeting held on 19th May, 2023.

For **RDB RASAYANS LIMITED**
Sd/-
Sandeep Baid
Whole Time Director /
Chief Financial Officer
DIN:00557018

Date: 19.05.2023
Place : Kolkata

GTPL HATHWAY LIMITED

Registered Office: 202, Sahajanand Shopping Center, Opp. Swaminarayan Mandir, Shahibaug, Ahmedabad- 380004, Gujarat
CIN : L64204GJ2006PLC048908 • Phone: +91-79-25626470
Email: info@gtpl.net • Website: www.gtpl.net

NOTICE FOR THE ATTENTION OF MEMBERS OF THE COMPANY

Members of the Company are hereby informed that a Postal Ballot Notice, seeking their consent on the resolution set out in the said Notice has been sent electronically pursuant to the circulars issued by Ministry of Corporate Affairs, to the members whose e-mail address is registered with the Company/Link Intime India Private Limited, Company's Registrar and Transfer Agent ("RTA") / Depository Participant(s) / Depositories, as on Friday, May 12, 2023, i.e. the Cut-Off Date. The Company has completed electronic dispatch of the Postal Ballot Notice on Friday, May 19, 2023.

The Postal Ballot Notice is available on the Company's website at **www.gtpl.net** and the website of the Stock Exchanges, i.e. at BSE Limited and National Stock Exchange of India Limited at **www.bseindia.com** and **www.nseindia.com** respectively and on the website of KFin Technologies Limited ("KFinTech") at **https://evoting.kfintech.com.** Members who do not receive the Postal Ballot Notice may download it from the above-mentioned websites.

The documents referred to in the Postal Ballot Notice are available for inspection electronically and members seeking to inspect such documents can send an e-mail to **complianceofficer@gtpl.net.**

Instruction for e-voting :
The Company is providing to its members the facility to exercise their right to vote on the resolution proposed in the said Postal Ballot Notice only by electronic means ("**e-voting**").The communication of the assent or dissent of the members would take place through remote e-voting process only. The Company has engaged the services of KFinTech as the agency to provide e-voting facility. Members may cast their votes during the period mentioned herein below:

Commencement of e-voting	**9:00 a.m. IST on Sunday, May 21, 2023**
End of e-voting	**5.00 p.m. IST on Monday, June 19, 2023**

E-voting will not be allowed beyond the aforesaid date and time and the e-voting module shall be forthwith disabled by KFinTech upon expiry of the aforesaid period.

Manner of e-voting by members holding shares in dematerialised mode, physical mode and members who have not registered their e-mail address has been provided in the Postal Ballot Notice. The manner in which persons, who have forgotten the User ID and Password, can obtain/generate the same, has also been provided in the said Notice.

A person whose name is recorded in the Register of Members/ List of Beneficial Owners as on the Cut-Off Date shall only be considered eligible for the purpose of e-voting. A person who becomes a member after the Cut-Off Date should treat this notice for information purpose only.

Manner of registering / updating e-mail address:

- Members holding shares in physical mode, who have not registered / updated their e-mail address with the Company, are requested to register/update their e-mail address by clicking on **https://linkintime.co.in/EmailReg/Email_Register.html** or by writing to the Company with details of folio number, e-mail address and attaching a self-attested copy of the PAN card at **complianceofficer@gtpl.net.**
- Members holding shares in dematerialized mode, who have not registered/updated their e-mail address with the Depository Participants are requested to register/update their e-mail addresses with the Depository Participants with whom they maintain their demat accounts.

The resolution, if approved, shall be deemed to have been passed on the last date of e-voting i.e. June 19, 2023. The results of e-voting will be announced on or before Wednesday, June 21, 2023 and will be displayed on the Company's website **www.gtpl.net** and on the website of KFinTech at **https://evoting.kfintech.com.** The results will be communicated to the Stock Exchanges, National Securities Depository Limited and Central Depository Services (India) Limited. The Company will also display the results of the Postal Ballot at its Registered Office.

In case of any query pertaining to e-voting, members may refer to the "Help"and "FAQs" sections/ E-voting user manual available through a dropdown menu in the "Downloads" section of KFinTech's website for e-voting **https://evoting.kfintech.com.**

Contact details for addressing e-voting relating queries / grievances, if any :

Mr. S.V Raju, Vice President,
KFin Technologies Limited
Selenium Tower B, Plot 31-32, Gachibowli,
Nanakramguda, Hyderabad 500 032
E-mail : evoting@kfintech.com
Toll-free No.: 1800-309-4001
(from 9:00 a.m. IST to 6:00 p.m. IST
on all working days)

By order of Board of Directors
Sd/-
Hardik Sanghvi
Company Secretary & Compliance Officer
FCS No.: 7247

Date : May 20, 2023
Place : Ahmedabad

बैंक ऑफ महाराष्ट्र Bank of Maharashtra

एक परिवार एक बैंक

Head Office: "Lokmangal", 1501, Shivajinagar, Pune - 411 005.
Tel.: 020 25511360 **Email:** investor_services@mahabank.co.in
Website: www.bankofmaharashtra.in

NOTICE TO SHAREHOLDERS OF BANK

Notice is hereby given that the 20th Annual General Meeting (AGM) of the Shareholders of Bank of Maharashtra will be held on Friday, the 9th June, 2023 at 11.00 a.m. (IST) through Video Conferencing / Other Audio-Visual means (OAVM) to transact the business as contained in the Notice of the AGM

Record date for dividend: As notified to the Stock Exchanges on 11th May 2023, the Bank has fixed Friday, 23rd May, 2023 as the Record Date for determining the entitlement of shareholders to dividend for the Financial Year ended 31st March, 2023 proposed at the 20th AGM. The payment of dividend, if declared will be subject to deduction of tax at source.

TDS on Dividend payment: In terms of the applicable provisions of the Income-tax Act, 1961, any dividend paid or distributed by a Company is taxable in the hands of the members. The Bank shall therefore be required to deduct tax at source at the time of making payment of dividend.

NOTES:

1. This Notice is being published under the provisions of Regulation 12 and 56 (i) of the Bank of Maharashtra (Shares and Meetings) Regulations, 2004 and Rule 20 of Companies (Management & Administration) Rules, 2014 (as amended).
2. In compliance with SEBI Circular dated 13th May, 2022, Notice of the Annual General Meeting and Annual Report 2022-23 of the Bank is being sent only through electronic mode to all the members whose email IDs are registered with the Bank/ DPs. Shareholders may note that the Notice of the 20th Annual General Meeting and Annual Report of the Bank is available on the Bank's website viz. https://bankofmaharashtra.in/shareholders_meeting_update and website of Stock exchanges i.e., BSE and NSE.
3. Shareholders of Bank can join and participate the meeting through VC / OAVM facility only. Shareholders participating through VC/ OAVM facility shall be counted for the purpose reckoning the quorum for the meeting. The instructions for joining and participating the meeting through VC/ OAVM facility are mentioned in AGM Notice.
4. In terms of MCA Circular, since the physical attendance of shareholders has been dispensed with, there is no requirement of appointment of proxy.
5. Shareholders of Bank, who have not registered their email id with Bank/ Depositories can obtain the notice of AGM and Annual Report 2022-23 in electronic form by sending mail to **investor_servies@mahabank.co.in** or **helpdeskmum@mcsregistrars.com**

VOTING THROUGH ELECTRONIC MEANS:

6. Shareholders may please note that pursuant to Regulation 44 of the SEBI (Listing Obligations and Disclosure Requirements) Regulations, 2015, the Bank has provided remote e-voting facility for transacting the business items through Central Depository Services (India) Limited (CDSL) which will commence on from 09:00 a.m. on Tuesday, 6th June, 2023 till 05:00 p.m. on Thursday, 8th June, 2023 and the e-voting platform will be disabled thereafter.
7. Shareholders of the Bank holding equity shares either in physical or in dematerialized form, as on the Cut – off Date i.e. Friday, 2nd June, 2023 will be entitled to cast their vote on agenda items through Remote e-voting process or at the AGM.
8. A Shareholder may participate in the meeting through VC/ OAVM even after exercising his/her right to vote through remote E-voting process but shall not be allowed to vote again in the meeting.
9. Shareholders are required to read the e-voting instructions as mentioned in AGM notice.
10. Helpdesk for Individual Shareholders holding securities in demat mode for any technical issues related to login through Depository i.e. CDSL and NSDL.

Login type	Helpdesk details
Individual Shareholders holding securities in Demat mode with **CDSL**	Members facing any technical issue in login can contact CDSL helpdesk by sending a request at **helpdesk.evoting@cdslindia.com** or contact at toll free no. 1800 22 55 33
Individual Shareholders holding securities in Demat mode with **NSDL**	Members facing any technical issue in login can contact NSDL helpdesk by sending a request at **evoting@nsdl.co.in** or call at toll free No.: 1800 1020 990 and 1800 22 44 30

11. The Results declared in respect of agenda items transacted at the meeting, alongwith the report of the Scrutinizer shall be placed on the website of the Bank and CDSL immediately after the declaration of results by the Chairman or a person authorized by him in writing. The results shall also be immediately forwarded to the Stock Exchanges

For Bank of Maharashtra
(V.P. Srivastava)
CFO & General Manager

Date: 18th May, 2023
Place: Pune

KERALA WATER AUTHORITY e-Tender Notice

Tender No : WRD/KWA-CE(SR)/1R/ 8859/2022_5_2_1/1

KIIFB-2017-18-WRD-025-26 DRINKING WATER PROJECT IN ETTUMANOOR MUNICIPALITY IN KOTTAYAM DISTRICT - (1) DESIGN,CONSTRUCTION AND COMMISSIONING OF 1OLL OHSR AT KACHERIKKUNNU, (2) PROVIDING 250mm DI K-9 CWPM FROM SUMP AT WTP SITE TO OHSR AT KACHERIKUNNU, (3) PROVIDING 300mm DI K-9 CWGM FROM SUMP AT WTP SITE TO EXISTING OHSR AT CARITHAS AND (4) PROVIDING DISTRIBUTION NETWORK IN ZONE 1 & ZONE 2, ROAD RESTORATION WORKS etc.**EMD** : Rs. 5,00,000/-,**Tender fee** : Rs. 16540 +(2978), **Last Date for submitting Tender:**12-06-2023 03:00:pm,**Phone :** 0481 2562745, **Website** : www.kwa.kerala.gov.in, www.etenders.kerala.gov.in

Superintending Engineer
PH Circle
Kottayam

KWA-JB-GL-6-313-2023-24

PUBLIC NOTICE

Notice is hereby given that the following was the member of National Commodity and Derivatives Exchange Ltd. (NCDEX). The referred member has been ceased w.e.f. May 10, 2023 by the Exchange in accordance with the SEBI orders regarding cancellation of registration certificate in the matter of NSEL.

Sr. No.	TMID	Name of Member	SEBI Registration Number	Reason for Cessation	Member's Registered Address
1	1066	Parwati Commodity Market Pvt Ltd	INZ000054534	SEBI cancelled the member's certificate of registration	11, India Exchange Place, 5th Floor, Kolkata - 700001

General public is requested to take note of the above member(s) and not to trade/clear with the said member(s) in future.

The registered constituent (s) of the aforesaid member(s) who have undertaken any trades/clearing through these member(s) are hereby advised to lodge the claims, if any against the said member(s) within 60 days from the date of this notification, failing which, it shall be presumed that there is no claim against the aforesaid member(s). Adjudication of the claim shall be at the sole discretion of the Exchange and/or upon the regulatory directives, if any.

The constituent(s) may write with all the relevant papers to Investor Services Centre (ISC) department, National Commodity & Derivatives Exchange Ltd, Ackurti Corporate Park, LBS Marg, KanjurMarg (W), Mumbai 400 078 or email at ig@ncdex.com

Mumbai
Date: 20.05.2023

NCDEX

GOALPOST INDUSTRIES LIMITED

(FORMERLY AS GULMOHAR INVESTMENTS AND HOLDINGS LIMITED)
CIN: L74110DL1982PLC013956
Regd Off: 324A, IIIrd Floor, Aggarwal Plaza, Sector-14, Rohini, New Delhi-110 085
Website: goalpostltd.in | **Email:** gulmoharlimited@gmail.com | **Ph:** 011-27860681

Extracts of the Standalone of Audited Financial Results For the Quarter and Year Ended March 31, 2023

(₹ in Lakh)

Sl No.	Particulars	Quarter Ended	Years to date Figures	Corresponding 3 Months Ended in the previous year
		31/03/2023	31/03/2023	31/03/2022
		(Audited)	(Audited)	(Audited)
1.	Total income from operations	28.23	69.81	118.77
2.	Net Profit / (Loss) for the period (before Tax, Exceptional and/or Extraordinary items)	12.82	35.34	116.69
3.	Net Profit / (Loss) for the period before tax (after Exceptional and/or Extraordinary items)	12.82	35.34	116.69
4.	Net Profit / (Loss) for the period after tax (after Exceptional and/or Extraordinary items)	7.64	24.49	99.72
5.	Total Comprehensive Income for the period [Comprising Profit / (Loss) for the period (after tax) & other Comprehensive Income (after tax)]	7.64	24.49	99.72
6.	Equity Share Capital	24.50	24.50	24.50
7.	Reserves (excluding Revaluation Reserve as shown in the Audited Balance Sheet of previous year)	40.60	40.60	(5.40)
8.	Earnings Per Share (of Rs.10/- each) (for continuing and discontinued operations) -			
	1. Basic :	3.12	10.00	40.70
	2. Diluted :	3.12	10.00	40.70

Note:
1. The above is an extract of the detailed format of Audited Quarterly Financial Results filed with the Stock Exchanges under Regulation 33 of the SEBI (Listing Obligations and Disclosure Requirements) Regulations, 2015. The full format of the Audited Quarterly Financial Results are available on the Website of the Company i.e. (**www.goalpostltd.in**) and website of the stock Exchange(s) (**www.cse-india.com**) and (**www.msei.in**).
2. The above result have been reviewed by the audit committee and approved by the Board at their meeting held on 18th May, 2023.
3. The Financial result have been prepared in accordance with the Indian Accounting Standards (Ind-AS) as prescribed under section 133 of the Companies Act , 2013 read with IND -AS rules (As amended).

For and on behalf of the Board of Directors of
Goalpost Industries Limited
Sd/-
Pawan Kumar Mittal (Director)
DIN: 00749265

Date: 18.05.2023
Place: New Delhi

DB Corp Ltd

Extract of Consolidated Audited Financial Results for the year ended March 31, 2023

(₹ in million except per share data)

Particulars	Mar 31, 2023	Mar 31, 2022	Mar 31, 2023	Mar 31, 2022
	Unaudited (Qtr) (Refer note 3)	Unaudited (Qtr) (Refer note 5)	Audited (YTD)	Audited (YTD)
Total income from operations	5,309.57	4,719.67	21,292.17	17,685.42
Net profit for the quarter/year (before tax, exceptional and/or extraordinary items)	536.26	334.68	2,278.54	1,946.53
Net profit for the quarter/year before tax (after exceptional and/or extraordinary items)	536.26	334.68	2,278.54	1,946.53
Net profit for the quarter/year (after tax, exceptional and/or extraordinary items)	410.29	245.24	1,690.85	1,425.59
Total comprehensive income for the quarter/year [Comprising Profit (after tax) and Other Comprehensive Income (after tax) for the quarter/year]	389.33	166.82	1,669.89	1,351.11
Paid-up equity share capital (face value ₹10/- each, fully paid)	1,779.75	1,770.57	1,779.75	1,770.57
Other equity			17,698.92	17,053.69
Earning Per Share (of ₹10/- each)				
- Basic	2.31	1.39	9.53	8.12
- Diluted	2.30	1.38	9.52	8.09

Notes:

1) The above results have been reviewed by the Audit Committee and approved by the Board of Directors at their respective meetings held on May 19, 2023. There are no qualifications in the report issued by the auditors.

2) Extract of Audited Financial Results for the year ended March 31, 2023 (on Standalone basis): (₹ in million)

Particulars	Mar 31, 2023	Mar 31, 2022	Mar 31, 2023	Mar 31, 2022
	Unaudited (Qtr) (Refer note 3)	Unaudited (Qtr) (Refer note 3)	Audited (YTD)	Audited (YTD)
Total income from operations	5,309.57	4,719.68	21,277.14	17,685.42
Profit before tax for the quarter/year	536.21	333.41	2,268.30	1,945.15
Profit after tax for the quarter/year	410.34	244.17	1,680.75	1,424.41

3) The figures of March 31, 2023 and March 31, 2022 quarters are the balancing figures between audited figures in respect of the full financial year upto March 31, 2023 and March 31, 2022 and the unaudited published year-to-date figures upto December 31, 2022 and December 31, 2021 respectively, being the date of the end of the third quarter of the financial year which were subjected to limited review.

4) The Board of Directors at its meeting held on May 19, 2023, has declared second interim dividend of ₹3 per fully paid equity share of face value of ₹10 each. The same would be paid to all eligible shareholders as on the record date declared by the Company.

5) The Income-Tax Department had carried out a search operation at the Company's various business premises, under Section 132 of the Income-tax Act, 1961 in July 2021. The Company had made the necessary disclosures to the stock exchanges in this regard on July 23, 2021, in accordance with Regulation 30 of the SEBI (LODR) Regulations, 2015 (as amended). The Company has received notices under Section 148 and/or Section 142 (1)/143(2) of the Income tax Act, 1961 for the assessment years 2018-19 to 2022-23 for which the Company has responded. During the year ended March 31, 2023, the Company has received order for three assessment years (2018-19, 2020-21 and 2021-22) for which the Company has filed the response/appeal. Management is of the view that this will not likely to have any material impact on the Company's financial position as at March 31, 2023 and the performance for the quarter and year ended on that date in these consolidated financial results.

6) The above is an extract of the detailed format of Audited Standalone and Consolidated Financial Results for the year ended March 31, 2023 filed with the Stock Exchanges under Regulation 33 of the Securities and Exchange Board of India (Listing Obligations & Disclosure Requirements) Regulations, 2015. The full format of the said Financial Results is available on the websites of the Stock Exchanges www.bseindia.com, www.nseindia.com and on Company's website: www.dbcorpltd.com.

For and on behalf of the Board of Directors
Sudhir Agarwal - Managing Director
DIN: 00051407

Place: Bhopal
Date: May 19, 2023

D. B. Corp Ltd. - Registered office: Plot No. 280, Sarkhej - Gandhinagar Highway, Near YMCA Club, Makarba, Ahmedabad - 380051, Gujarat.
Tel.: 022- 71577000 • Email: dbcs@dbcorp.in • Website: www.dbcorpltd.com • CIN No: L22210GJ1995PLC047208

RateGain®

RATEGAIN TRAVEL TECHNOLOGIES LIMITED

(Formerly known as Rategain Travel Technologies Private Limited)
CIN: L72900DL2012PLC244966
Regd.office :- M-140, GREATER KAILASH PART-II NEW DELHI 110048, INDIA

Extract of Statement of Audited Consolidated Financials Results for the quarter and year ended March 31, 2023

(in ₹ million, except for share data and if otherwise stated)

	Particulars	Quarter ended			Year ended	
		March 31, 2023	December 31, 2022	March 31, 2022	March 31, 2023	March 31, 2022
		(refer note 3)	Unaudited	(refer note 3)	Audited	Audited
1.	Total Income	1877.29	1388.47	1139.87	5850.60	3831.13
2.	Income from operations	1829.32	1382.87	1078.77	5651.28	3665.91
3.	Net Profit for the period (before Tax, Exceptional and/or Extraordinary items)	258.47	147.16	123.88	672.58	117.80
4.	Net Profit for the period before tax (after Exceptional and/or Extraordinary items)	258.47	147.16	123.50	672.58	108.37
5.	Net Profit for the period after tax (after Exceptional and/or Extraordinary items)	337.87	132.34	116.10	684.01	84.19
6.	Total comprehensive income for the period [comprising profit for the period (after tax) and other comprehensive income (after tax)]	298.57	209.16	112.61	807.77	66.68
7.	Equity Share Capital	108.32	108.21	107.31	108.32	107.31
8.	Other equity as per previous year	0	0	0	6989.12	6084.22
9.	Basic and diluted earnings per share (Face Value of INR 1 each) (In INR.)					
	Basic EPS	3.13 (Not Annualised)	1.23 (Not Annualised)	1.08 (Not Annualised)	6.33	0.84
	Diluted EPS	3.11 (Not Annualised)	1.22 (Not Annualised)	1.07 (Not Annualised)	6.29	0.83

Notes
1 The above consolidated financial results have been prepared in accordance with the Indian Accounting Standards (referred to as "'Ind AS') as prescribed under Section 133 of the Companies Act, 2013 read with Companies (Indian Accounting Standards) Rules, 2015, as amended from time to time.
2 The above consolidated financial results for the quarter and year ended March 31, 2023 were reviewed and recommended by the Audit Committee and subsequently approved by the Board of Directors at its meeting held on May 19, 2023. The Statutory Auditors have expressed an unmodified audit opinion on these results.
3 The figures for the quarter ended 31 March 2023 and 31 March 2022 are the balancing figures between audited figures for the full financial year and the reviewed year-to-date figures upto the third quarter of the respective financial year.
4 The above information is an extract of the detailed format of audited consolidated financial results filed by the company with the stock exchanges under regulation 33 of the SEBI (Listing obligations and Disclosure Requirements) Regulations, 2015. The full format of the above financial results are available on the Stock Exchange websites, (www.bseindia.com and www.nseindia.com) and also on Company's website at www.rategain.com
5 The summary of the audited standalone financial results of the Company for the quarter and the year ended March 31, 2023 is given below:- (in ₹ million, except for share data and if otherwise stated)

Particulars	Quarter ended			Year ended	
	March 31, 2023	December 31, 2022	March 31, 2022	March 31, 2023	March 31, 2022
	(refer note 3)	Unaudited	(refer note 3)	Audited	Audited
Total Income	377.35	341.68	271.34	1351.59	1036.41
Income from operations	317.66	297.01	189.51	1132.76	727.44
Net Profit before tax	(17.61)	40.94	11.21	83.20	28.66
Net Profit after tax	(16.84)	32.33	7.33	57.37	18.10

For and on behalf of the Board of Directors
RATEGAIN TRAVEL TECHNOLOGIES LIMITED
Sd/-
Bhanu Chopra
(Chairman and Managing Director)

Place : Delhi
Date : May 19, 2023

Divgi-TTS

DIVGI TORQTRANSFER SYSTEMS LIMITED

(formerly known as DIVGI TORQTRANSFER SYSTEMS PRIVATE LIMITED)
CIN: U32201MH1964PLC013085
REGD OFFICE: P NO 75, GENERAL BLOCK, MIDC, BHOSARI, PUNE - 411026,
Phone No. 020 63110114, **Email ID:** companysecretary@divgi-tts.com, **Website:** www.divgi-tts.com

EXTRACT OF STATEMENT OF AUDITED FINANCIAL RESULTS FOR THE QUARTER AND YEAR ENDED MARCH 31, 2023

(₹ in million, unless stated otherwise)

Sr. No.	Particulars	Quarter ended (31.03.2023)	Quarter ended (31.03.2022)	Year ended (31.03.2023)	Year ended (31.03.2022)
		(Unaudited)	(Unaudited)	(Audited)	(Audited)
1	**Total income from operations**	**759.59**	**632.51**	**2,786.67**	**2,418.74**
2	Net Profit/(Loss) for the period before Tax (before exceptional and/or extraordinary items)	181.09	149.81	688.31	621.53
3	Net Profit/(Loss) for the period before tax (after exceptional and/or extraordinary items)	181.09	149.81	688.31	621.53
4	**Net Profit/(Loss) for the period after tax (after exceptional and/or extraordinary items)**	**134.50**	**116.06**	**511.62**	**461.51**
5	Total comprehensive income for the period [Comprising profit for the period (after tax) and other comprehensive income (after tax)]	134.95	116.33	510.00	462.60
6	Paid-up Equity Share Capital	152.91	137.66	152.91	137.66
7	Other Equity (excluding Revaluation Reserve)			5,359.92	3,262.49
8	**Earnings Per Share (Face value of ₹ 5/- per share) (Not annualised for the quarters)**				
	1. Basic	4.75	4.22	18.45	16.76
	2. Diluted	4.75	4.22	18.45	16.76

Notes:
1 The above is an extract of the detailed format of Quarterly and Year ended Audited Financial Results filed with the Stock Exchanges under Regulation 33 of the SEBI (Listing and Other Disclosure Requirements) Regulations, 2015. The full format of the Quarterly and Year ended Audited Financial Results are available on the websites of the Stock Exchanges (www.nseindia.com and www.bseindia.com) and on Company's website (www.divgi-tts.com).
2 The above results have been audited and recommended to the Board of Directors by the Audit Committee and subsequently approved by the Board of Directors at its meeting held on May 18, 2023, The statutory auditors have expressed an unmodified opinion on these results

For **Divgi TorqTransfer Systems Limited**
(formerly known as Divgi TorqTransfer Systems Private Limited)
Jitendra Bhaskar Divgi
Managing Director
DIN: 00471531

Place: **Pune**
Date: **May 18, 2023**

Adfactors 84

CIGARETTES, FMCG GAIN, COMMODITIES TAKE A HIT

ITC's consumer biz lights up on demand revival

VIVEAT SUSAN PINTO
Mumbai, May 19

A PICKUP IN consumer sentiment, backed by stable taxation in cigarettes and the shift to branded goods from unbranded products, is aiding diversified conglomerate ITC.

The Kolkata-based major reported robust earnings in the March quarter (Q4) of FY23, led by its cigarettes, hotels and fast-moving consumer goods (FMCG) businesses. Net profit grew 23.4% year-on-year to ₹5,175 crore, while Q4 revenue grew 7.3% versus last year's ₹19,058 crore, ahead of street estimates. Commodity-led businesses such as agri-products and paper and packaging, on the other hand, under-performed amid demand and price volatility, sector experts said.

ITC derives 39%, 26% and 4% of its topline from cigarettes, FMCG and hotels, respectively, according to analysts. In terms of bottomline, cigarettes are still the big drivers, contributing to 77% of the company's earnings before interest and tax (Ebit), followed by FMCG at 8% and paper and packaging at 7%, said analysts at Prabhudas Lilladher, based on numbers declared for Q4 and the full year of FY23.

A favourable demand environment, pickup in economic activity, buoyant tax collections and government investment in infrastructure augur well for its consumer-facing businesses such as cigarettes, hotels and FMCG, ITC said in its latest investor presentation.

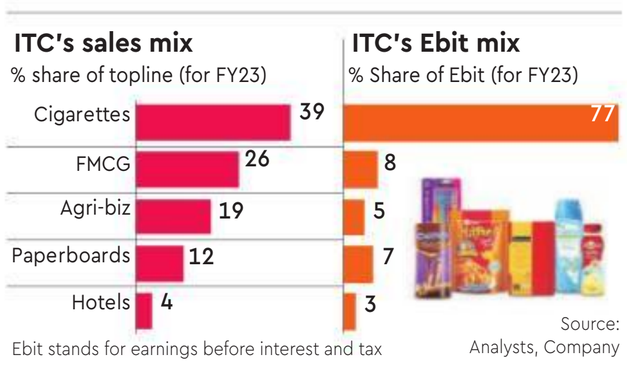

Its commodity-led businesses, meanwhile, have been struggling in recent quarters on the back of a ban on rice and wheat exports and muted demand for paper boards, ITC said.

According to sector experts, ITC's agri-business and paper and packaging divisions are significant sales contributors at 19% and 12% each.

Pulp prices have softened after a sharp rise in the first half of FY23, while restrictions on rice and wheat exports impacted segment revenue in Q4, the company said.

Even then, ITC's patience is paying off, notably in cigarettes, where the company had lost volume share to illegal players following an increase in taxation in the past.

"Cigarette volumes shot up by 12% year-on-year in Q4FY23 versus a five-year compounded annual growth rate of 5% in terms of volumes reported in the past. This implies that there have been market share gains by ITC from illegal players, which is a good sign," Abneesh Roy, executive director at brokerage Nuvama Institutional Equities, said. "Stable taxation should aid growth in cigarettes volumes in the future," he added.

The FMCG business delivered a 19% year-on-year revenue growth and margin improvement despite inflationary pressures in some agri commodities such as milk and wheat, sector experts said.

"Unlike its peers in consumer staples, ITC has reported a consistent performance in its FMCG business, led by growth in categories such as biscuits, noodles, snacks, dairy and beverages," analysts at brokerage Motilal Oswal said in their post-results analysis on Friday.

At least three of ITC's top brands, Yippee Noodles, Aashirvaad Aata and Sunfeast biscuits, are part of the company's food portfolio. The firm has indicated that it would like to add more from this segment to its top brand list.

ITC is also aggressively investing in new go-to-channels including direct-to-consumer and quick commerce apart from leveraging AI in manufacturing and distribution to drive growth in its FMCG business, it said in its investor presentation.

Amnish Aggarwal and Harish Advani, analysts at Prabhudas Lilladher, said the hotels business, which doubled revenue in Q4 versus last year to ₹809 crore, has a positive outlook for the future due to G20 and a revival in business and leisure travel. Kunal Vora, analyst at BNP Paribas, added that momentum in the hotels business would sustain led by a burst in wedding activities as well as meetings, events, conferences and exhibitions.

ITC said there was a healthy pipeline of management contracts under Welcomhotel, Mementos, Storii and Fortune brands to capitalise on the momentum. The hotels division has over 115 hotels in 80 destinations across six brands.

Byju's refutes allegations against US subsidiary

SALMAN SH
Bengaluru, May 19

BYJU'S ON FRIDAY denied allegations that its US subsidiary Alpha transferred $500 million out of the company by concealing the same from a consortium of lenders. The company said the transfers were in "full compliance" and did not contravene any terms of the parties' credit agreement and the agreed-upon rights and responsibilities.

"In fact, even lenders have not alleged that the transfer was not permitted under parties' existing contractual arrangement. As Byju's Alpha is a non-operative entity, the funds were transferred to other operative entities for growth and expansion in its global operations," the statement said

The accusation against Byju's Alpha was made during a court hearing in Delaware on May 18. Glas Trust Company and investee Timothy R Pohl initiated a lawsuit against Byju's Alpha, its director, Riju Ravindran, and Tangible Play. The two companies being sued are units of Think and Learn, according to filings in the US court.

Byju's said the litigants have made "bewildering claims" that the company moved $500 million from the US subsidiary.

FROM THE FRONT PAGE

Govt softens angel tax blow

It should however, not exceed the aggregate consideration that is received from the notified entity and should be received within 90 days from the date of issue of shares, the CBDT said.

On similar lines, price matching for resident and non-resident investors would be available with reference to investment by venture capital funds or specified funds, the ministry said. Valuation report by the merchant banker would be acceptable, if it is not more than 90 days prior to the date of issue of shares.

The draft rules on these will be shared for public comments for 10 days, after which these will be notified, the CBDT said.

Sandeep Jhunjhunwala, M&A Tax Partner at Nangia Andersen, said: "The government seems to have listened to the investor community. The safe harbour of 10% is welcome." The proposal to notify non-resident entities for angel tax immunity and broadening of the list of excluded entity category to cover non-resident entities with 75% government ownership and broad-based pooled investment vehicles, could also free up a few more Indian startups from the rigour of the angel tax, he added.

"It is also proposed to notify certain classes of persons being non-resident investors to whom clause (viib) of sub-section (2) of section 56 of the Act shall not be applicable," the CBDT said.

The exemption list for foreign investors includes the following: government and government related investors such as central banks, sovereign wealth funds, international or multilateral organisations including entities controlled by the government or where direct or indirect ownership of the government is over 75% and banks or entities involved in insurance business subject to regulations in their country of incorporation.

Further, entities registered with Sebi as Category-I foreign portfolio investors, endowment funds associated with a university, hospitals or charities, pension established under the law of the foreign country or specified territory, broad based pooled investment vehicle or fund where the number of investors is more than 50 and it employs diverse or complex trading strategies would also be exempt. These entities should however, be resident of a certain countries or specified territories having robust regulatory framework, the finance ministry said.

As per the angel tax, introduced in 2012, if an Indian unlisted company issues shares at a price exceeding its fair market value, it is liable to be taxed at a rate of 30%. The Budget 2023-24 amended Section 56(2)VII B of the Income Tax Act to bring non-residents within its ambit of the impost.

The government, however, reiterated that genuine startups registered with the department for promotion of industry and internal trade (DPIIT) will not be impacted by the tax. The objective, officials said, was not to hurt genuine businesses but only ensure that those people who were trying to evade taxes come under the tax net.

Businesses incorporated before April 2016 can apply for exemptions from this section and Sebi-registered alternative investment funds (AIFs) are also exempt. About 80,000 startups registered with the DPIIT are exempt.

No TCS on forex payment up to ₹7 lakh through credit cards

The latest relaxation would mean that such transactions up to ₹7 lakh a year will be outside the purview of the higher tax.

Experts welcomed the relaxation but said that the rule will still apply "for a relatively small amount. Srinath Sridharan, independent markets commentator, noted, that the entire approach to TCS presupposes that everyone who goes abroad must be hiding something. "If there is already data on how LRS is misused and by whom and other foreign remittance schemes, take action on that basis. Don't stress the entire set of Indian travellers", he said.

Sandeep Jhunjhunwala, Partner, Nangia Andersen also said the exclusion would bring some relief. "Frequent business travellers may however seek higher exemption limits even though the base protection from TCS if expenses are borne by employer is available," he said.

In a set of FAQs on Thursday, the ministry had clarified that the changes are intended to bring in parity in tax treatment of remittances using debit and credit cards. The RBI had also written to the government on more than one occasion, pointing to the need to remove this differential treatment. Further, data collected from top money remitters under LRS reveals that international credit cards are being issued with limits over the $2.5 lakh limit, it had noted.

However, concerns had been raised that an additional tax burden was being imposed on the salaried class, which already pays taxes and it would also block their funds in TCS, which would have to be claimed as credit or taken as a refund subsequently.

The government has also clarified that LRS will not cover business visits of employees. "When an employee is being deputed by an entity for (business purpose visits), and the expenses are borne by the latter, such expenses shall be treated as residual current account transactions outside LRS, and may be permitted by the Authorised Dealer without any limit, subject to verifying the bona fide of the transaction," said the ministry.

Under the LRS, in the financial year 2021-22, a total of $ 19.61 billion was remitted, rising from $ 12.68 billion in 2020-21. In 2022-23, it rose to over 24 billion, of which overseas travel accounted for more than half.

Game resumes for PUBG India

Krafton has invested over $100 million in several Indian startups in the field of interactive entertainment, gaming, e-sports and technology. Some of the startups are Nazara-owned Nodwin Gaming, Loco, FRND, Pratilipi, One Impression, Nautilus Mobile, Kuku FM, and Lila Games. "Krafton is a close partner of Nodwin/Nazara and we are delighted to see the return of BGMI in India. I am confident our teams will work together to create superlative experiences for the e-sports enthusiasts in our country," said Nitish Mittersain, founder & CEO of Nazara Technologies.

The removal of the ban will enable Nazara and Nodwin to also broadcast the game on television. Nodwin has a partnership with Star Sports for BGMI.

"Nodwin believes that this opens up the market for the ecosystem for new revenue for creators, teams players and organisers. We believe e-sports stands poised to be the second most watched sport in our country," said Akshat Rathee, co-founder and managing director of Nodwin Gaming. However, Nodwin did not give an exact time frame as to by when it will be able to resume broadcasting of BGMI on Star Sports.

Jinesh Joshi, research analyst at Prabhudas Lilladher, said, "suspension of BGMI had a big impact on e-sports viewership given it is a popular battle royale game". "The game was an integral part of our e-sports roadmap before and while we have diversified to other titles, we look forward to integrating India's favourite battle royale title into our IPs like the Skyesports League, Skyesports Championship, and more in the near future," said Shiva Nandy, founder and CEO of Skyesports.

Maruti automates test tracks

AUTOMOBILE MAJOR MARUTI Suzuki on Friday said that it has automated all its driving test tracks in Delhi.

The development comes after the automaker's automated driving test track at Lado Sarai in south Delhi was inaugurated on Friday.

The company had entered into a Memorandum of Agreement with the department of transport, government of NCT of Delhi, to carry out construction of the test tracks, set up automation and IT system and provide maintenance support for three years before handover to Delhi government.

This is "a one-of-its-kind initiative undertaken by the company" by use of technology for evaluation, said Rahul Bharti, executive officer, corporate affairs, Maruti Suzuki India. — FE BUREAU

Jio's 5G wireless broadband ramp-up to benefit Airtel also, say analysts

JATIN GROVER
New Delhi, May 18

BHARTI AIRTEL, WHICH has been expressing concern over the higher cost of 5G wireless broadband or fixed wireless access (FWA) equipment, is expected to benefit with Jio ramping up to launch Jio AirFiber, its FWA device for home broadband, according to analysts.

The reason cited by analysts for Airtel benefiting from Jio's fast approach towards FWA is the possible economies of scale, which will reduce the price of FWA equipment.

"Though Bharti states that higher CPE cost of FWA vs FTTH (fibre-to-the-home) is a dampener, we believe that Jio's focus on ramping up FWA during FY24 may result in a sharp fall in FWA CPE (consumer premises equipment) due to economies of scale. Bharti would also consequently benefit from this," IIFL Securities said.

While Airtel has been doing several experiments on FWA, Airtel CEO Gopal Vittal said the home broadband business will be driven by FTTH and FWA is still not attractive on both economics and reliability. In the January-March quarter post-earnings analyst call, Vittal reiterated that cost of FWA router at about $180, is higher than the $100-120 cost per connected home using fibre.

According to analysts, wireless networks such as FWA are much cheaper to operate and maintain than wired networks (FTTH), which are prone to breakage due to digging and construction activities.

Bharti Airtel currently has over six million home broadband users, compared to Jio which has around nine million home broadband users.

"Jio is taking the next step in homes (Fibre+FWA+payTV) through the launch of disruptive "backup" fibre plans, LCO (local cable operators) partnerships, FWA launch. Backup plans are intended to help trojan entries into peer customers. LCO partnerships and FWA launches can expand coverage and reach," JP Morgan said.

NTPC generation rises 11%, profit up 5.62%

FE BUREAU
New Delhi, May 19

INDIA'S LARGEST POWER generator NTPC on Friday reported its highest-ever annual power generation of 399 billion units in FY23 as a group, an increase of about 11% over 361 BU in FY22, as per a statement by the company.

NTPC, having installed capacity of 72,304 MW, recorded a 5.62% rise in its standalone net profit for FY23 to ₹17,197 crore as against ₹16,282 crore in FY22. Its total income shot up 34% y-o-y to ₹1,67,724 crore in FY23.

On a standalone basis, NTPC's gross generation of power in FY23 was 344 BU as compared to 310 BU in the previous year, an increase of about 11%.

NTPC coal stations achieved a plant load factor of 75.90% as against the national average of 64.21% during FY23.

On a consolidated basis, total income of the group for FY23 was ₹177,977 crore as against previous year total income of ₹134,994 crore, registering an increase of 31.84%. Profit after tax of the group for FY23 was ₹17,121 crore as against corresponding previous year PAT of ₹16,960 crore.

On a standalone basis, NTPC's gross generation of power in FY23 was 344 BU as compared to 310 BU in the previous year

The board of directors of NTPC have recommended a final dividend at 30% of paid-up share capital, that is ₹3 per equity share of face value of ₹10 each for FY23, subject to the approval of the shareholders. The company had paid an interim dividend at 42.50% of paid-up share capital, or ₹4.25 per equity share in February.

Power Grid Q4 profit shrinks 2.5%

POWER GRID CORPORATION of India (Power Grid) on Friday reported a 2.5% decline in its standalone net profit to ₹4,214.40 crore in the quarter ending March, as per its filing of financial results with the BSE.

The state-run company, which is into transmission, distribution and trading of energy, saw a 12.5% hike in its revenue from operations to ₹11,494.90 crore in Q4FY23 y-o-y. Its shares closed at ₹233.80, down 0.64%, on BSE.

For full FY23, Power Grid saw a 10% decline in net profit to ₹15,333.02 crore as against ₹17,093.76 crore in the previous fiscal. However, revenue from operations went up 8.5% to ₹43,343.05 crore in FY23.

The Maharatna company under the ministry of power proposed a final dividend of 47.50% (₹4.75 per share on a face value of ₹10 each) in addition to first and second interim dividend of ₹10 per share already paid for FY23.

Power Grid incurred a capital expenditure of ₹9,212 crore and capitalized assets worth ₹7,413 crore (excluding FERV) on consolidated basis during the financial year. Its gross fixed assets on a consolidated basis stood at ₹2,70,107 crore as on March 31 as against ₹2,62,726 crore as on March 31, 2022.

— FE BUREAU

IFCI VENTURE

IFCI VENTURE CAPITAL FUNDS LIMITED

Regd Off.: 16th Floor, IFCI Tower, 61, Nehru Place, New Delhi-110019
CIN: U65993DL1988GOI030284; Website: www.ifciventure.com
Tel.: (011) 26441502; Fax: (011) 26453348

EXTRACT OF AUDITED FINANCIAL RESULTS FOR THE YEAR ENDED MARCH 31, 2023

[Regulation 52 (8), read with Regulation 52 (4) of the SEBI (Listing Obligation and Disclosure Requirements) Regulations, 2015]

(Rs. in Lakh)

Sl. No.	Particulars	Qtr. Ending (31.03.2023)	Corresponding Qtr. for the Previous Year Ended (31.03.2022)	Current Year Ended (31.03.2023)	Previous Year Ended (31.03.2022)
1.	Total Income from Operations	1,719.33	327.55	2,933.34	2,060.66
2.	Net Profit / (Loss) for the period (before Tax, Exceptional and/or Extraordinary items#)	75.28	(467.57)	487.92	(465.50)
3.	Net Profit / (Loss) for the period before tax (after Exceptional and/or Extraordinary items#)	75.28	(467.57)	487.92	(465.50)
4.	Net Profit / (Loss) for the period after tax (after Exceptional and/or Extraordinary items#)	95.19	(364.31)	541.85	(297.25)
5.	Total Comprehensive Income for the period [Comprising Profit / (Loss) for the period (after tax) and Other Comprehensive Income(after tax)]	98.95	(351.24)	548.81	(282.68)
6.	Paid up Equity Share Capital	6,037.10	6,037.10	6,037.10	6,037.10
7.	Reserves (excluding Revaluation Reserve)	11,185.93	10,637.11	11,185.93	10,637.11
8.	Securities Premium Account	4,747.90	4,747.90	4,747.90	4,747.90
9.	Net worth	17,223.03	16,674.21	17,223.03	16,674.21
10.	Paid up Debt Capital/ Outstanding Debt	220.75	1,305.20	220.75	1,305.20
11.	Outstanding Redeemable Preference Shares	-	-	-	-
12.	Debt Equity Ratio	0.01	0.08	0.01	0.08
13.	Earnings Per Share (of Rs.10/- each) (for continuing and discontinued operations) -				
	1. Basic:	0.16	(0.58)	0.91	(0.47)
	2. Diluted:	0.16	(0.58)	0.91	(0.47)
14.	Capital Redemption Reserve	N/A	N/A	N/A	N/A
15.	Debenture Redemption Reserve	N/A	N/A	N/A	N/A
16.	Debt Service Coverage Ratio	N/A	N/A	N/A	N/A
17.	Interest Service Coverage Ratio	N/A	N/A	N/A	N/A
18.	Current ratio	24.15	0.08	24.15	0.08
19.	Long term debt to working capital;	N/A	N/A	N/A	N/A
20.	Bad debts to Account receivable ratio	N/A	N/A	N/A	N/A
21.	Current liability ratio;	0.15	0.02	0.15	0.02
22.	Total debts to total assets;	0.01	0.07	0.01	0.07
23.	Debtors turnover;	N/A	N/A	N/A	N/A
24.	Inventory turnover;	N/A	N/A	N/A	N/A
25.	Operating margin (%);	N/A	N/A	N/A	N/A
26.	Net profit margin (%);	5.76%	-107.23%	18.71%	-13.72%
	Sector specific equivalent ratios,			-	
27.	Capital Adequacy Ratio	103.65%	92.61%	103.65%	92.61%
28.	NPA Ratios			-	
	a) Gross NPA/Net NPA(Times)	2.48	2.59	2.48	2.59
	b) % of Gross NPA/Net NPA	248.01%	259.22%	248.01%	259.22%
	c) Return on Assets (PBT/Total Assets)	0.03	(0.03)	0.03	(0.03)

- Exceptional and/or Extraordinary items adjusted in the Statement of Profit and Loss in accordance with Ind AS Rules / AS Rules, whichever is applicable.

Notes:

a) The above is an extract of the detailed format of quarterly / annual financial results filed with the Stock Exchanges under Regulation 52 of the LODR Regulations. The full format of the quarterly / annual financial results are available on the websites of the Stock Exchange(s) and the listed entity. **(www.ifciventure.com)**.

b) For the aforesaid line items referred in regulation 52(4) of the LODR,2015, same also been disclosed in the financials submitted to the stock exchange(s) and can be accessed at **www.bseindia.com**

For **IFCI Venture Capital Funds Limited**
Sd/-
V. Anish Babu
Managing Director
DIN: 02830575

Place: New Delhi
Date: 19.05.2023

केनरा बैंक Canara Bank
भारत सरकार का उपक्रम
A Government of India Undertaking
सिंडिकेट Syndicate

H.O., 112, J. C. ROAD, BENGALURU-560 002
www.canarabank.com

COMMUNICATION TO THE SHAREHOLDERS REGARDING TAX DEDUCTION AT SOURCE ON DIVIDEND

The Board of Directors of the Bank at its meeting held on 08th May 2023 recommended a dividend of Rs 12.00 per equity share of face value of Rs 10/- each, for the financial year ended 31st March 2023, subject to the approval of the shareholders of the Bank at its ensuing Annual General Meeting through VC/OAVM. The dividend, as recommended by the Board and if approved at the ensuing Annual General Meeting on 28th June 2023, will be paid to the shareholders holding equity shares of the Bank either in electronic or in physical form as on the record date, i.e., 14th June 2023.

Further, in terms of the provisions of the Income Tax Act 1961 (The Act), as amended by the Finance Act 2020, dividend paid or distributed by a company on or after April 1, 2020 is taxable in the hands of shareholders. The company shall therefore be required to deduct tax at source ("TDS") at the time of payment of dividend. Deduction of TDS would depend on the residential status of the shareholders and the necessary documents submitted by them and accepted by the Bank in accordance with the applicable provisions of the Act. Accordingly, the dividend will be paid by the Bank after deducting applicable TDS, if any. Shareholders are therefore requested to furnish the necessary documents to our Registrar and Share Transfer Agent, KFin Technologies Ltd at **www.kfintech.com.**

The Bank is obligated to deduct TDS based on the records available with RTA and no request will be entertained for revision of TDS return thereafter.

An email communication in this regard will also be sent to all the shareholders having their email IDs registered with the bank / Depositories explaining the applicable conditions for deduction of TDS along with links to various forms.

For Canara Bank
Sd/-
Santosh Kumar Barik
Company Secretary

Date : 19.05.2023
Place : Bengaluru

FORM G
INVITATION FOR EXPRESSION OF INTEREST FOR INDIAN SUGAR MANUFACTURING COMPANY LIMITED (UNDER CIRP) OPERATING AT HAVINAL TAL INDI DIST. BIJAPUR- 586205

(Under Regulation 36A (1) of the Insolvency and Bankruptcy Board of India (Insolvency Resolution Process for Corporate Persons) Regulations, 2016)

RELEVANT PARTICULARS

1	Name of the corporate debtor along with ~~PAN~~ / CIN/ ~~LLP No:~~	INDIAN SUGAR MANUFACTURING COMPANY LIMITED **CIN: U15424PN2000PLC014353**
2	Address of the registered office	C/O Vitthal Auto Lines N.H. No. 9, A.P Tembhurni Tq. Madha, Solapur MH 413210 IN
3	URL of website	Not available
4	Details of place where majority of fixed assets are located	Havinal Tal Indi Dist. Bijapur- 586205
5	Installed capacity of main products/ services	Sugarcane Crushing Capacity:- 4800 TCD Distillery Plant Capacity:- 60 KLPD Co- Gen Capacity:- 20.00 MW
6	Quantity and value of main products/ services sold in last financial year	**Quantity of Sugar Sold in F.Y. 2022-23:-** 4,48,254 Quintal **Value of Sugar Sold in F.Y. 2022-23:-** Rs. 143,57,70,040/- **Quantity of Rectified Spirit Sold in F.Y. 2022-23:-** 89,99,399 Liters **Value of Rectified Spirit Sold in F.Y. 2022-23:-** Rs. 49,08,83,317/- **Co-gen Unit Produced in F.Y. 2022-23:-** 2,59,34,000 (kwh) **Unit Export in F.Y. 2022-23:-** 1,21,74,100 (kwh) **Value of Export Unit in F.Y. 2022-23:-** Rs. 6,46,36,612/-
7	Number of employees / workmen	252 Employees & Workmen
8	Further details including last available financial statements (with schedules) of two years, lists of creditors, relevant dates for subsequent events of the process are available at:	Detailed can be sought by emailing: **indiansugarcirp@gmail.com**
9	Eligibility for resolution applicants under section 25(2)(h) of the Code is available at:	The detailed Invitation for Expression of Interest (EoI) mentioning Eligibility Criteria can be sought by an email to: **indiansugarcirp@gmail.com**
10	Last date for receipt of expression of interest	Monday, 5th June, 2023
11	Date of issue of provisional list of prospective resolution applicants	Thursday, 15th June, 2023
12	Last date for submission of objections to provisional list	Tuesday, 20th June, 2023
13	Process email ID to submit EOI	**indiansugarcirp@gmail.com**

Sd/-
Mr. Ritesh R. Mahajan
Resolution Professional
IP Registration Number: IBBI/IPA-002/IP-N00048/2017-18/10132
"Devgiri", B 203, 2nd Floor, Ganeshmala, Sinhgad Road, Pune –411030
For Indian Sugar Manufacturing Company Limited (Under CIRP)

Date: **20th May, 2023**
Place: **Pune**

PNB FINANCE AND INDUSTRIES LIMITED

Corporate Identity Number : L65929DL1947PLC001240
Regd. Office : 1st Floor, Express Building, 9-10 , Bahadur Shah Zafar Marg, New Delhi- 110 002
Phone : 7303495375, **E-Mail :** pnbfinanceindustries@gmail.com
Website : www.pnbfinanceandindustries.com

Extract of Audited Consolidated Financial Results for the Quarter and Year ended 31st March, 2023

(Rupees in Lakhs except per share data)

S. No.	Particulars	Quarter Ended March 31,2023 Audited	Year ended March 31,2023 Audited	Quarter Ended March 31,2022 Audited	Year ended March 31,2022 Audited
1	Total Income from Operations	**154.67**	**1,126.96**	845.73	1,561.56
2	Net Profit/(Loss) for the period (before Tax, Exceptional and/or Extraordinary Items)	**20.68**	**793.20**	745.00	1,358.48
3	Net Profit /(Loss) for the period before tax (after Exceptional and/or Extraordinary Items)	**20.68**	**301.42**	745.00	1,358.48
4	Net Profit/(Loss) for the period after tax (after Exceptional and/or Extraordinary Items)	**19.67**	**179.39**	608.70	1,116.99
5	Total Comprehensive income for the period [Comprising Profit/(Loss) for the period (after tax) and Other Comprehensive Income (after tax)]	**(555.11)**	**21,815.33**	(1,692.46)	(5,136.95)
6	Equity Share Capital (Face value Rs.10 per share)	**320.00**	**320.00**	320.00	320.00
7	Other Equity (at the end of the year)		**265,249.34**		243,434.01
8	Earnings per share of Rs 10 each				
	1. Basic (In Rs.)	**0.62**	**5.61**	19.03	34.91
	2. Diluted (In Rs.)	**0.62**	**5.61**	19.03	34.91

Notes:
1 The above Audited financial results have been reviewed by the Audit Committee and approved by the Board of Directors at its meeting held on May 19, 2023.
2 The above is an extract of the detailed format of Quarterly and year ended financial Results filed with the Stock Exchange under Regulation 33 of the SEBI (Listing Obligations and Other Disclosure Requirements) Regulations, 2015. The full format of the above Financial Results of the Company are available on the website of the Company https://www.pnbfinanceandindustries.com/financial.html and has also been sent to The Calcutta Stock Exchange Limited on May 19, 2023.
3 Key number of the Audited Standalone Financial Results for the quarter and year ended March 31, 2023 are given below :

(Rupees in Lakhs except per share data)

Particulars	Quarter Ended March 31,2023 Audited	Year ended March 31,2023 Audited	Quarter Ended March 31,2022 Audited	Year ended March 31,2022 Audited
Total income from operations	**145.70**	**1,065.60**	623.77	1,186.00
Net Profit/(Loss) for the period before tax	**12.98**	**716.43**	524.43	986.77
Net Profit/(Loss) for the period after tax	**12.64**	**603.13**	425.46	810.59
Total Comprehensive Income for the period	**-415.66**	**12,553.19**	-1,788.19	-3,962.02

4 The figures of the corresponding quarter have been regrouped/reclassified, wherever necessary to confirm to current quarter classification/presentation.

By Order of the Board of Directors
for PNB Finance and Industries Limited
Sd/-
Shweta Saxena
Director & Company Secretary
DIN: 03120958/Membership No: A18585

Place : New Delhi
Date : May 19, 2023

DUROPLY INDUSTRIES LIMITED

Regd. Off.: 9 Parsee Church Street, Kolkata - 700001
Phone No: (033) 2265 2274; **Fax No.:** (033) 2249 3675
E-mail: corp@duroply.com; **Website:** www.duroply.in
CIN: L20211WB1957PLC023493

EXTRACT OF AUDITED FINANCIAL RESULTS FOR THE QUARTER AND YEAR ENDED 31ST MARCH 2023

(₹ in lakhs)

	PARTICULARS	Quarter ended 31.03.2023 (Audited)	Year Ended 31.03.2023 (Audited)	Year Ended 31.03.2022 (Audited)	Quarter ended 31.03.2022 (Audited)
1.	Total Income from operation	8421.98	30233.86	19083.00	5463.41
2.	Net Profit/ (Loss) from Ordinary Activities before tax	346.66	791.79	(451.98)	7.51
3.	Net Profit/ (Loss) from Ordinary Activities after tax	225.81	522.57	(630.97)	(359.29)
4.	Total Comprehensive Income for the period [Comprising Profit/ (Loss) for the period and other Comprehensive Income (after tax)]	221.55	509.31	(621.43)	(332.25)
5.	Equity Share Capital (Including Shares issued pursuant to Amalgamation on 06/10/2018 - Refer Note 2) (Face value of ₹ 10/- per Share)	777.58	777.58	646.36	646.36
6.	Earnings per share (of ₹ 10/- each) (for continuing and discontinued operations) (not annualised) [in ₹]				
	Basic	3.11	7.40	(9.77)	(5.56)
	Diluted	3.00	7.39	(9.77)	(5.56)

Notes :
1. The above is an extract of the detailed format of Quarterly and Annual Financial Results filed with the Stock Exchanges under Regulation 33 of the SEBI (Listing Obligations and Disclosure Requirements) Regulations, 2015. The full format of the Quarterly and Annual Financial Results are available on the Stock Exchange website **www.bseindia.com** and on Company's website **www.duroply.in**
2. The above results have been reviewed by the Audit Committee and subsequently approved by the Board of Directors at their respective meetings held on 19th May 2023.
3. The Figures for the quarter ended 31st March 2023 and 31st March 2022 are balancing figures between the audited figure for the full financial year and published year to date figures upto third quarter.
4. As the Company has single reportable segment for the year ended 31st March 2023, the segment wise disclosure requirment of IND AS 108 on operating segment is not applicable to it.
5. Issue of Equity Shares and Warrants through Preferential allotment :
During the quarter ended 30th September 2022, the company made following preferential allotment on 2nd September 2022.
   a. 10,33,968 equity shares, having face value of ₹ 10/- each, at a price of ₹ 126/- per Equity Share at a premium of ₹ 116/- per Equity Share aggregating to ₹ 1302.80 Lakhs.
   b. 11,91,032 warrants, each carring a right to subscribe to 1 (One) Equity Share of ₹ 10/- each at an issue price of ₹ 126/- per warrant aggregating to ₹ 1500.70 Lakhs, upon receipt of 25% of issue price (i.e. ₹ 31.50 per warrant) as warrant subscription money. Balance 75% of the issue price (i.e. ₹ 94.50 per warrant) shall be payable at any time within 18 months in one or more tranches from the date of allotment of the warrants i,e 2nd September 2022. The amount received against warrants shall be adjusted/ set off against the issue price for the resultant equity share.
   c. The company on 2nd September 2022 received a total amount aggregating to ₹ 1677.97 Lakhs, which includes Equity Shares subscription of amounting to ₹ 1302.80 Lakhs and 25% of the warrant subscription money amounting to ₹ 375.18 Lakhs.
   The company on 24th March 2023 received ₹ 262.92 Lakhs towards 75% of the warrant and on 25th March 2023 and 2,78,224 warrants were converted in Equity Shares having face value of ₹ 10/- each.
5. The corresponding last year and quarter of last year is not comparable as it include figures of tea division which the company had sold last year.
6. Previous period's figures have been reclassified/regrouped/restated, wherever necessary.

By Order of the Board
Sd/-
SUDEEP CHITLANGIA
Managing Director
DIN 00093908

Place : Kolkata
Date : 19th May, 2023

G R INFRAPROJECTS LIMITED

Registered Office: Revenue Block No.223, Old survey No. 384/1, 384/2, Paiki and 384/3, Khata No.464, Kochariya, Ahmedabad, Gujarat - 382220
Corporate Office: 2nd Floor, Novus Tower, Plot No. 18, Sector -18, Gurugram, Haryana- 122015
CIN: L45201GJ1995PLC098652, Ph: +91 124-6435000, **Website:** www.grinfra.com, Email: cs@grinfra.com

EXTRACT OF THE STATEMENT OF AUDITED FINANCIAL RESULTS FOR THE QUARTER AND YEAR ENDED MARCH 31, 2023

(Rupees in lakhs, except per share data)

Sl. No.	Particulars	Standalone					Consolidated				
		Quarter ended			Year ended		Quarter ended			Year ended	
		31 March 2023 (Audited)	31 Dec 2022 (Unaudited)	31 March 2022 (Audited)	31 March 2023 (Audited)	31 March 2022 (Audited)	31 March 2023 (Audited)	31 Dec 2022 (Unaudited)	31 March 2022 (Audited)	31 March 2023 (Audited)	31 March 2022 (Audited)
1.	Total Income from Operations	2,04,983.62	1,94,094.33	2,30,120.14	8,32,848.91	8,05,157.74	2,49,195.69	2,20,929.48	2,41,435.52	9,56,881.01	8,52,496.55
2.	Net Profit / (Loss) for the period (before Tax, Exceptional items)	25,886.18	23,292.08	34,704.34	1,14,611.53	1,00,496.00	52,123.54	43,382.86	35,741.49	1,95,233.50	1,10,017.29
3.	Net Profit / (Loss) for the period before tax (after Exceptional items)	25,886.18	23,292.08	34,704.34	1,14,611.53	1,00,187.71	52,123.54	43,382.86	35,741.49	1,95,233.50	1,09,884.01
4.	Net Profit / (Loss) for the period after tax (after Exceptional items)	19,220.62	17,414.40	26,519.15	85,176.80	76,081.54	38,968.36	32,365.46	27,655.60	1,45,442.68	83,191.35
5.	Total Comprehensive Income for the period [Comprising Profit / (Loss) for the period (after tax) and Other Comprehensive Income (after tax)]	19,316.47	17,378.04	26,570.51	85,160.81	75,912.64	39,064.21	32,329.10	27,706.96	1,45,426.69	83,019.96
6.	Paid up Equity Share Capital	4,834.46	4,834.46	4,834.46	4,834.46	4,834.46	4,834.46	4,834.46	4,834.46	4,834.46	4,834.46
7.	Reserves (excluding Revaluation Reserve)				5,16,681.65	4,31,520.84				6,21,678.90	4,76,252.21
8.	Earnings Per Share (of Rs. 5/- each) (*not annualised) (for continuing and discontinued operations) -										
	1. Basic:	19.88 *	18.01 *	27.43 *	88.09	78.69	40.30 *	33.47 *	28.60 *	150.42	86.04
	2. Diluted:	19.88 *	18.01 *	27.43 *	88.09	78.69	40.30 *	33.47 *	28.60 *	150.42	86.04
9.	Net worth	5,10,123.83	4,90,788.12	4,26,429.25	5,10,123.83	4,26,429.25	6,15,121.08	5,76,037.63	4,71,160.62	6,15,121.08	4,71,160.62
10.	Capital redemption reserve	550.16	550.16	550.16	550.16	550.16	550.16	550.16	550.16	550.16	550.16
11.	Debenture redemption reserve	-	-	-	-	-	12,772.88	12,956.15	10,997.87	12,772.88	10,997.87
12.	Debt Equity Ratio	0.21	0.17	0.26	0.21	0.26	0.92	0.92	1.11	0.92	1.11
13.	Debt Service Coverage Ratio	3.38	4.30	2.21	2.46	1.88	2.13	2.35	1.34	1.91	1.38
14.	Interest Service Coverage Ratio	12.13	11.61	14.39	13.65	10.08	5.50	4.87	4.89	5.60	3.93
15.	Current Ratio	2.33	2.36	2.29	2.33	2.29	2.60	2.47	2.43	2.60	2.43
16.	Long term debt to working capital	0.37	0.36	0.50	0.37	0.50	1.54	1.71	1.70	1.54	1.70
17.	Bad debts to accounts receivable ratio	0.04	NIL	NIL	0.05	NIL	0.14	NIL	0.07	0.12	0.06
18.	Current liability ratio	0.71	0.70	0.70	0.71	0.70	0.30	0.29	0.31	0.30	0.31
19.	Total Debt to total assets	0.14	0.11	0.16	0.14	0.16	0.41	0.40	0.45	0.41	0.45
20.	Debtor turnover ratio	3.71	4.04	6.47	4.45	6.44	1.19	1.17	1.57	1.28	1.49
21.	Inventory turnover ratio	4.17	4.23	4.61	4.10	3.56	4.31	4.10	4.61	4.10	3.56
22.	Operating margin (%)	14.53%	14.58%	17.77%	16.12%	16.18%	27.24%	27.14%	21.23%	26.93%	20.52%
23.	Net profit margin (%)	9.63%	9.17%	11.69%	10.45%	9.61%	15.83%	14.77%	11.54%	15.34%	9.84%

Notes:
1. The above is an extract of the detailed format of financial results for the quarter and year ended March 31, 2023 filed with the Stock Exchanges under Regulation 33 and 52(4) of the SEBI (Listing Obligations and Disclosure Requirements) Regulations, 2015. The full format of the Standalone and Consolidated Financial Results for the quarter and year ended March 31, 2023 are available on the websites of the Stock Exchange (www.nseindia.com and www.bseindia.com) and the Company's website (www.grinfra.com).
2. The above financial results for the quarter and year ended March 31, 2023 are as per the notified Indian Accounting Standards under the Companies (Indian Accounting Standards) Rules, 2015 as amended. The above results including Report on Operating Segment have been reviewed by the Audit Committee and subsequently approved by the Board of Directors at their respective meetings held on May 18, 2023.
3. As required under Regulation 33 and 52(4) of SEBI (Listing Obligations and Disclosure Requirements) Regulations, 2015, the Statutory Auditors have conducted audit of the above financial results for the quarter and year ended March 31, 2023.

For and on behalf of the Board of Directors
G R Infraprojects Limited
Sd/-
Ajendra Kumar Agarwal
Managing Director (DIN: 01147897)

Place : Gurugram
Date : 18 May 2023

HIGHWAYS INFRASTRUCTURE TRUST

SEBI Registration No. IN/InvIT/21-22/0019
Principal Place of Business: 2nd Floor, Piramal Tower, Peninsula Corporate Park, Lower Parel, Mumbai - 400 013
Tel: ++91 22 61073200, E-Mail: compliance.highwaysinvit@highwayconcessions.com Website: www.highwaystrust.com

An Extract of audited Standalone Financial Results for the quarter and year ended 31 March, 2023

(All amounts in ₹ millions unless otherwise stated)

Sr. No.	Particulars	Standalone Results			
		Quarter Ended		Year Ended	
		March 31, 2023 (Audited)	March 31,2022 (Unaudited)	March 31, 2023 (Audited)	March 31, 2022 (Unaudited)
1	Income				
	Dividend	610.00	-	1,642.21	-
	Interest	715.70	-	1,581.93	-
	Other Income - Interest on FDR	18.47	-	42.75	-
	Total Income	1,344.16	-	3,266.89	-
2	Expenses				
	Valuation Expenses	0.94	-	1.78	-
	Audit fees	8.71	-	17.38	-
	Legal and Professional fees	74.10	-	124.16	-
	Investment manager fees	5.01	-	24.87	-
	Trustee fees	1.18	-	2.69	-
	Finance Cost (including amortisation of loan processing fees)	286.93	-	584.70	-
	Environmental, health and safety expenses	5.17	-	5.17	-
	Other expenses	14.53	-	16.80	-
	Total Expenses	396.57	-	777.57	-
3	Net Profit for the period / year (before Tax, Exceptional and/or Extraordinary items)	947.59	-	2,489.32	-
4	Net Profit / (Loss) for the period / year before tax (after Exceptional and/or Extraordinary items)	(932.62)	-	444.73	-
5	Net Profit / (Loss) for the period / year aftertax (after Exceptional and/or Extraordinary items)	(940.51)	-	426.46	-
6	Total Comprehensive Income for the period / year [Comprising Profit / (Loss) for the period (after tax) and Other Comprehensive Income (after tax)]	(940.51)	- -	426.46	-
7	Unit Capital	41,550.00		41,550.00	-
8	Reserves (excluding Revaluation Reserve)	(5,715.12)		(5,715.12)	-
9	Net worth	35,834.88		35,834.88	-
10	Outstanding Debt	14,249.18	-	14,249.18	-
11	Debt Equity Ratio (in times)	0.40	-	0.40	-
12	Earnings Per unit (of Rs. 100/- unit)		-		-
	1. Basic:	(5.56)	-	1.70	-
	2. Diluted:	(5.56)	-	1.70	-
13	Debt Service Coverage Ratio (in times)	4.30	-	4.41	-
14	Interest Service Coverage Ratio (in times)	4.30	-	5.26	-
15	Current Ratio (in times)	8.60	-	8.60	-
16	Long Term Debt to Working Capital Ratio (in times)	5.76	- -	5.76	-
17	Total Debts to Total Assets	0.28	-	0.28	-
18	Current Liability Ratio	0.02	-	0.02	-
19	Debtors Turnover (in times)	N.A		N.A	-
20	Bad Debts to Account Receivable Ratio	-	-	-	-
21	Inventory turnover	N.A	-	N.A	-
22	Operating Margin %	91.69%	-	94.00%	-
23	Net profit Margin%	-70.94%	-	13.23%	-

HIGHWAYS INFRASTRUCTURE TRUST

SEBI Registration No. IN/InvIT/21-22/0019
Principal Place of Business: 2nd Floor, Piramal Tower, Peninsula Corporate Park, Lower Parel, Mumbai - 400 013
Tel: ++91 22 61073200 E-Mail: compliance.highwaysinvit@highwayconcessions.com Website: www.highwaystrust.com

An Extract of audited consolidated Financial Results for the quarter and year ended 31 March, 2023

(All amounts in ₹ millions unless otherwise stated)

Sr. No.	Particulars	Consolidated Results			
		Quarter Ended		Year Ended	
		March 31, 2023 (Audited)	March 31,2022 (Unaudited)	March 31, 2023 (Audited)	March 31, 2022 (Unaudited)
1	Income				
	Revenue from operations	1,600.34	1,618.71	6,152.35	1,876.03
	Other Income	54.38	97.24	278.72	104.06
	Total Income	1,654.72	1,715.95	6,431.07	1,980.09
2	Expenses				
	Valuation Expenses	0.81	1.28	2.40	0.85
	Audit fees	9.80	0.59	23.02	5.21
	Legal and Professional fees	86.30	6.14	147.38	1.76
	Investment manager fees	60.49	-	111.61	-
	Trustee fees	2.92	1.12	4.43	0.75
	Depreciation	9.16	5.58	26.96	6.03
	Amortisation	307.82	230.60	1,139.01	282.17
	Finance Cost (including amortisation of loan processing fees)	349.53	676.32	2,190.59	782.76
	Environmental, health and safety expenses	5.17	-	5.17	-
	Other expenses	564.70	352.36	1,816.03	411.54
	Total Expenses	1,396.70	1,274.00	5,466.59	1,491.06
3	Net Profit for the period/year (before Tax, Exceptional and/or Extraordinary items)	258.02	441.95	964.48	489.03
4	Net Profit for the period/year before tax (after Exceptional and/or Extraordinary items)	258.02	441.95	964.48	489.03
5	Net Profit for the period/year after tax (after Exceptional and/or Extraordinary items)	207.14	406.25	341.99	448.38
6	Total Comprehensive Income for the period [Comprising Profit for the period/year (after tax) and Other Comprehensive Income (after tax)]	207.03	406.04	342.89	448.15
7	Unit Capital	41,550.00	-	41,550.00	-
8	Reserves (excluding Revaluation Reserve)	(37,168.34)	388.86	(37,168.34)	388.86
9	Net worth	4,381.66	388.86	4,381.66	388.86
10	Outstanding Debt	14,766.86	23,268.43	14,766.86	23,268.43
11	Debt Equity Ratio (in times)	3.37	59.84	3.37	59.84
12	Earnings Per unit (of Rs. 100/- unit)				
	1. Basic:	0.50	0.98	0.82	*
	2. Diluted:	0.50	0.98	0.82	*
13	Capital redemption reserve/Debenture Redemption Reserve	2.83	2.83	2.83	2.83
14	Debt Service Coverage Ratio (in times)	1.60	1.25	0.20	0.40
15	Interest Service Coverage Ratio (in times)	2.65	2.00	1.97	1.99
16	Current Ratio (in times)	2.47	1.68	2.47	1.68
17	Long Term Debt to Working Capital Ratio (in times)	6.88	5.47	6.88	5.47
18	Total Debts to Total Assets	63.33%	84.94%	63.33%	84.94%
19	Current Liability Ratio	6.91%	12.20%	6.91%	12.20%
20	Debtors Turnover (in times)	1,339.19	81.90	328.47	100.59
21	Operating Margin %	37.96%	69.08%	51.28%	67.79%
22	Net profit Margin%	12.94%	25.10%	5.56%	23.90%

Notes:-
1 The aforesaid results have been reviewed and recommended by the Audit Committee and subsequently approved by the Board at their respective meetings held on May 19, 2023.
2 The above is an extract of the detailed format of audited Financial Results for the quarter and year ended March 31, 2023. The full format of the audited Standalone and consolidated Financial Results is filed with the Stock Exchange(s) under Regulation 52 of the Securities and Exchange Board of India (Listing Obligations and Disclosure Requirements) Regulations, 2015 (the "Listing Regulations"). Investors can view the full format of the audited Standalone and consolidated Financial Results of Highways Infrastructure Trust for the quarter and year ended March 31, 2023 on the Trust's website (www.highwaystrust.com) or on the website of BSE Limited (www.bseindia.com).
3 For the other line items referred in regulation 52(4) and 54(3) of the Listing Regulations, pertinent disclosures have been made to the BSE Limited and can be accessed on the Trust's website (www.highwaystrust.com) or on the website of BSE Limited (www.bseindia.com).
4 Highways Infrastructure Trust (the "Trust") was registered as an irrevocable trust set up under the Indian Trusts Act, 1882 and as an Infrastructure Investment Trust under Securities and Exchange Board of India Trusts (Infrastructure Investment Trusts) Regulations 2014, as on December 23, 2021 having registration number IN/ InvIT/ 21-22/ 0019.

For and on behalf of the Board of Directors
Highway Concessions One Private Limited
(acting as Investment Manager to Highways Infrastructure Trust)
Neeraj Sanghi
Whole-Time Director and CEO
DIN : 05110400

Place : Mumbai
Date: May 19, 2023

NELCAST LIMITED

CIN : L27109AP1982PLC003518

Regd. Office: 34, Industrial Estate, Gudur - 524 101. **Tel :** 08624 - 251266.
Fax: 08624 - 252066. **Wesite:** www.nelcast.com **Email:** nelcast@nelcast.com

STATEMENT OF AUDITED STANDALONE & CONSOLIDATED FINANCIAL RESULTS FOR THE QUARTER AND YEAR ENDED 31ST MARCH 2023

(₹ in lakhs)

Sl. No.	Particulars	Standalone					Consolidated				
		3 Months Ended			Year Ended		3 Months Ended			Year Ended	
		31.03.2023	31.12.2022	31.03.2022	31.03.2023	31.03.2022	31.03.2023	31.12.2022	31.03.2022	31.03.2023	31.03.2022
		Audited	Un-Audited	Audited	Audited	Audited	Audited	Un-Audited	Audited	Audited	Audited
1	Total Income from Operations	31517.76	33372.85	27182.14	128011.84	93674.35	31517.76	33372.85	27182.14	128011.84	93674.35
2	Net Profit before tax from ordinary activities and Exceptional items *	599.22	712.90	837.73	4031.70	1904.99	599.22	712.90	837.73	4031.70	1904.99
3	Net Profit after tax from ordinary activities and Exceptional items *	448.40	533.51	675.50	2973.54	1422.47	448.40	533.51	675.50	2973.54	1422.47
4	Total Comprehensive Income for the period after tax	455.19	531.27	630.32	2933.19	1332.39	455.19	531.27	630.32	2933.19	1332.39
5	Equity Share Capital (Face Value of Rs.2/- each fully paid up)	1740.02	1740.02	1740.02	1740.02	1740.02	1740.02	1740.02	1740.02	1740.02	1740.02
6	Other Equity (as shown in the Audited Balance Sheet)				45100.04	42427.85				45100.04	42427.85
7	Earnings Per Share of Rs.2/- each (EPS for the Quarters are not annualised)										
	Basic	0.52	0.61	0.78	3.42	1.64	0.52	0.61	0.78	3.42	1.64
	Diluted	0.52	0.61	0.78	3.42	1.64	0.52	0.61	0.78	3.42	1.64

Notes :

The above is an extract of the detailed format of Financial Results filed with the Stock Exchange under Regulation 33 of the SEBI (Listing Obligations and Disclosure Requirements) Regulations, 2015. The full format of the Quarterly/Annual Financial Results are available on the Stock Exchange websites : **www.bseindia.com** and **www.nseindia.com** and on the Company's website **www.nelcast.com.**

* The Company does not have any Exceptional items to report in the above periods.

For Nelcast Limited

P. Deepak
Managing Director

Place : Chennai
Date : 18.05.2023

ADVANI HOTELS & RESORTS (INDIA) LIMITED

(CIN L99999MH1987PLC042891)
Regd. Office: Office No. 18A & 18B, Jolly Maker Chambers II, Nariman Point, Mumbai - 400 021
Email: cs.ho@advanihotels.com Tel No: 022 22850101

EXTRACT OF AUDITED FINANCIAL RESULTS FOR THE QUARTER AND YEAR ENDED MARCH 31, 2023

(Figures are in ₹ in Lakhs unless specified)

Particulars	Quarter ended 31.03.2023 Reviewed	Quarter ended 31.12.2022 Reviewed	Quarter ended 31.03.2022 Reviewed	Year ended 31.03.2023 Audited	Year ended 31.03.2022 Audited
Total Income from Operations (net)	3,043.88	2,900.05	1,868.28	9,864.09	5,134.44
Net Profit / (Loss) for the period (before Tax, Exceptional and / or Extraordinary items)	1,439.68	1,178.83	567.94	3,836.13	872.40
Net Profit / (Loss) for the period before Tax (after Exceptional and / or Extraordinary items)	1,439.68	1,178.83	567.94	3,836.13	872.40
Net Profit / (Loss) for the period after Tax (after Exceptional and / or Extraordinary items)	1,093.18	874.98	507.16	2,860.48	650.81
Total Comprehensive Income / (Loss) for the period (Comprising Profit / (Loss) for the period (after tax) and Other Comprehensive income / (loss) (after tax)	1,075.55	880.30	510.04	2,858.80	660.53
Equity Share Capital	924.39	924.39	924.39	924.39	924.39
Other Equity as shown in the Audited Balance Sheet as at March 31, 2023				5,348.25	4,060.90
Earning Per Share (for continuing operations) (for ₹ 2/- each)					
Basic EPS (In ₹)	2.37	1.89	1.10	6.19	1.41
Diluted EPS (In ₹)	2.37	1.89	1.10	6.19	1.41

Notes:

1. The audited financial results of the Company for the quarter and year ended March 31, 2023, have been reviewed by the Audit Committee and approved by the Board of Directors at its meetings held on May 19, 2023.
2. The above is an extract of the detailed format of Quarterly Financial Results filed with the Stock Exchanges under Regulation 33 of the SEBI (Listing Obligations and Disclosure Requirements) Regulations, 2015. The Full Format of the Quarterly Financial Results are available on the website of BSE and NSE at www.bseindia.com and www.nseindia.com respectively and also on the Company's website at htpp://www.caravelabeachresortgoa.com.
3. The Board of Directors at its meeting held on May 19, 2023, has approved the payment of second Interim Dividend of ₹ 1.40 (70%) per share of face value of ₹ 2/- (Previous year ₹ 1.40 (70%)) for Financial Year 2022-23. The outgo for the Interim Dividend will be ₹ 647.07 lakhs. With this, the total Interim Dividend for the Year will be ₹ 3.40 (170%) per share of face value of ₹ 2/- (Previous Year ₹ 1.40 (70%). The total outgo for the two Interim Dividends will be ₹ 1571.46 lakhs (Previous year ₹ 647.07 lakhs).

CARAVELA BEACH RESORT VARCA, GOA

For and on behalf of the Board of Directors of the Company
Sd/-
Sunder G. Advani
Chairmain & Managing Director
DIN:00001365

Place: Mumbai
Date: May 19, 2023

MCXCCL

MULTI COMMODITY EXCHANGE CLEARING CORPORATION LIMITED

Exchange Square, Suren Road, Chakala, Andheri (East), Mumbai - 400 093, India
CIN: U74999MH2008PLC185349 | Email: ig-mcxccl@mcxccl.com | website: www.mcxccl.com

EXTRACT OF AUDITED FINANCIAL RESULTS FOR THE QUARTER AND YEAR ENDED MARCH 31, 2023

(₹ in Lakh)

PARTICULARS	Three months ended March 31, 2023 Audited	Three months ended December 31, 2022 Unaudited	Three months ended March 31, 2022 Audited	Year ended March 31, 2023 Audited	Year ended March 31, 2022 Audited
1. Total Income from Operations	3,284	3,520	2,162	11,759	7,602
2. Net Profit for the period (before Tax, Exceptional and / or Extraordinary items)	(450)	571	803	2,410	2,634
3. Net Profit for the period before tax (after Exceptional and / or Extraordinary items)	(450)	571	803	2,410	2,634
4. Net Profit for the period after tax (after Exceptional and / or Extraordinary items)	(451)	564	795	2,402	2,626
5. Total Comprehensive Income for the period [Comprising Profit for the period (after tax) and Other Comprehensive Income (after tax)]	(448)	551	804	2,400	2,575
6. Equity Share Capital (of ₹ 10/- per share)	23,998.50	23,998.50	23,998.50	23,998.50	23,998.50
7. Reserves (excluding Revaluation Reserves as shown in the Audited Balance Sheet of previous year)	-	-	-	(11,604)	(13,682)
8. Earnings Per Share (of ₹ 10/- each)*					
Basic (₹):	(0.19)	0.24	0.33	1.00	1.09
Diluted (₹) :	(0.19)	0.24	0.33	1.00	1.09

** Earnings per share for the interim period is not annualised.*

Notes:

1. The above is an extract of the detailed format of Quarterly Financial Results. The full format of the Quarterly Financial Results are available on the Company's website at **www.mcxccl.com.**
2. The above results have been reviewed by the Audit Committee held on May 19, 2023 and approved by the Board of Directors at their meeting held on May 19, 2023.

For **Multi Commodity Exchange Clearing Corporation Limited**
sd/-
Narendra Kumar Ahlawat
Managing Director & CEO

Place: Mumbai | Date: May 19, 2023

VINDHYA TELELINKS LIMITED

MP BIRLA GROUP

Regd. Office: Udyog Vihar, P.O.Chorhata, Rewa - 486 006 (M.P.)
CIN: L31300MP1983PLC002134
Telephone No: 07662 - 400400 • Fax No: 07662 - 400591
Email: headoffice@vtlrewa.com • Website: www.vtlrewa.com

EXTRACT OF AUDITED CONSOLIDATED FINANCIAL RESULTS FOR THE QUARTER AND YEAR ENDED 31ST MARCH, 2023

(₹ in lakhs)

Sl. No.	Particulars	Quarter Ended			Year Ended	
		31.03.2023 (Audited)	31.12.2022 (Unaudited)	31.03.2022 (Audited)	31.03.2023 (Audited)	31.03.2022 (Audited)
1	Total Income from Operations	**137492.75**	63826.87	35782.85	**290011.06**	132394.90
2	Net Profit/(Loss) for the period (before Tax, Exceptional and/or Extraordinary Items)	**13689.78**	3794.53	7505.48	**24656.40**	25829.88
3	Net Profit/(Loss) for the period before Tax (after Exceptional and/or Extraordinary Items)	**13689.78**	3794.53	7505.48	**24656.40**	25829.88
4	Net Profit/(Loss) for the period after Tax (after Exceptional and/or Extraordinary Items)	**10130.69**	2827.89	5606.80	**18531.16**	19327.97
5	Total Comprehensive Income for the period [Comprising Profit for the period (after tax) and Other Comprehensive Income (after tax)]	**13448.54**	5621.14	9375.95	**18651.06**	36756.84
6	Equity Share Capital (Face Value of ₹ 10/- per share)	**1185.09**	1185.09	1185.09	**1185.09**	1185.09
7	Reserves (excluding Revaluation Reserve)				**318119.24**	300082.41
8	Basic & Diluted Earnings per share (of ₹ 10/- each) (not annualized)	**85.48**	23.86	47.31	**156.37**	163.09

Key Audited Standalone Financial Information of the Company is as under :-

Sl. No.	Particulars	Quarter Ended			Year Ended	
		31.03.2023 (Audited)	31.12.2022 (Unaudited)	31.03.2022 (Audited)	31.03.2023 (Audited)	31.03.2022 (Audited)
1	Total Income from Operations	**137492.75**	63826.87	35782.85	**290011.06**	132394.90
2	Profit before Tax	**9858.34**	4404.60	2746.91	**20352.22**	11200.21
3	Profit after Tax	**7359.80**	3291.49	2032.88	**15430.36**	8460.59
4	Total Comprehensive Income	**6816.84**	3778.32	4768.14	**13934.40**	13477.29

Notes: (1) The Board of Directors has recommended a dividend at the rate of ₹ 15/- (150%) per fully paid up equity share of face value of ₹ 10/- each for the year ended 31st March, 2023. The payment of dividend is subject to the approval of the shareholders in the ensuing Annual General Meeting of the Company.

(2) The above is an extract of the detailed format of Audited Consolidated and Standalone Financial Results for the quarter and year ended 31st March, 2023 filed with the Stock Exchanges under Regulation 33 of the SEBI (Listing Obligations and Disclosure Requirements) Regulations, 2015. The full format of the above quarterly and yearly results are available on the stock exchange websites: www.bseindia.com and www.nseindia.com and also on the Company's website: www.vtlrewa.com.

for **Vindhya Telelinks Limited**

(Harsh V. Lodha)
Chairman
DIN: 00394094
Kolkata

Date : 18th May, 2023

AMA-VT-141

Mayur Uniquoters Limited

Regd. Office and Works: Jaipur Sikar Road, Village Jaitpura, Tehsil-Chomu, Distt. Jaipur-303704 (Raj.) India.
Tel: 91-1423-224001 **Fax:** 91-1423-224420 **CIN:** L18101RJ1992PLC006952 **Website:** www.mayuruniquoters.com **Email:** secr@mayur.biz

YoY Income up 17%

YoY PBIDT up 7%

YoY PAT up 10%

Extract of Audited Consolidated Financial Results for the Quarter and Year Ended 31st March 2023

(Rs. in Lakhs, except stated)

Sl.No.	Particulars	Quarter Ended			Year Ended	
		31.03.2023 (Unaudited)	31.12.2022 (Unaudited)	31.03.2022 (Unaudited)	31.03.2023 (Audited)	31.03.2022 (Audited)
1	Total Income from Operations	19,507.35	18,308.87	16,978.38	79,337.65	67,681.89
2	Operating Profit (PBIDT)	3,706.87	3,928.82	3,807.48	15,645.45	14,605.12
3	Net Profit/ (Loss) for the period Before Tax	2,930.36	3,342.57	3,257.61	13,170.47	12,319.22
4	Net Profit / (Loss) for the period After Tax	2,338.33	2,656.14	2,492.65	10,420.70	9,436.96
5	Total Comprehensive Income for the period	2,237.52	2,724.69	2,503.72	10,534.48	9,489.52
6	Equity Share Capital (of Rs. 5/- each)	2,197.63	2,197.63	2,228.88	2,197.63	2,228.88
7	Other Equity (Reserves)	-	-	-	73,164.49	68,486.70
8	Earning Per Share:					
	- Basic (in Rs.)	5.32	6.04	5.59	23.69	21.17
	- Diluted (in Rs.)	5.32	6.04	5.59	23.69	21.17

Note: *Standalone Financial Information of the Company, pursuant to Regulation 47(1)(b) of SEBI (LODR):

(Rs. in Lakhs, except stated)

Sl.No.	Particulars	Quarter Ended			Year Ended	
		31.03.2023 (Unaudited)	31.12.2022 (Unaudited)	31.03.2022 (Unaudited)	31.03.2023 (Audited)	31.03.2022 (Audited)
1	Turnover	19,880.24	16,984.53	14,689.53	76,409.09	63,095.25
2	Operating Profit (PBIDT)	4,189.56	3,848.05	3,098.70	15,980.16	13,394.75
3	Profit before Tax	3,422.00	3,269.64	2,552.23	13,533.90	11,122.87
4	Profit after Tax	2,737.61	2,606.70	1,945.38	10,748.14	8,433.96

*The above is an extract of the detailed format of Quarter and Year Ended Financial Results filed with the Stock Exchanges under Regulation 33 of the SEBI (Listing Obligations and Disclosure Requirements) Regulations, 2015. The full format of the Audited Standalone and Consolidated Quarterly and Yearly Financial Results are available on the websites of the Stock Exchanges i.e. www.nseindia.com and www.bseindia.com, and also on Company's website at www.mayuruniquoters.com

For and on behalf of the Board of Directors
Suresh Kumar Poddar
Chairman & Managing Director & CEO
DIN-00022395

Place: Jaipur
Date: May 19, 2023

UNISTAR Universal Cables Limited

MP BIRLA GROUP

Regd. Office : P. O. Birla Vikas, Satna - 485 005 (M.P.)
Phone : (07672) 257121 to 257127, 414000 - Fax : (07672) 416228
E-mail : headoffice@unistar.co.in - Website : www.unistar.co.in
CIN-L31300MP1945PLC001114
AN IS/ISO 9001, 14001 & 45001 COMPANY

Extract of Audited Consolidated Financial Results for the Quarter and Year ended 31st March, 2023

(₹ in lakhs)

Sl. No.	Particulars	Quarter Ended			Year Ended	
		31.03.2023 (Audited)	31.12.2022 (Unaudited)	31.03.2022 (Audited)	31.03.2023 (Audited)	31.03.2022 (Audited)
1	Total Income from Operations	**58287.46**	59098.98	59422.88	**220195.08**	181353.94
2	Net Profit/(Loss) for the period (before Tax, Exceptional and/or Extraordinary Items)	**5409.89**	3075.09	4104.59	**15150.47**	9855.89
3	Net Profit/(Loss) for the period before Tax (after Exceptional and/or Extraordinary Items)	**5409.89**	3075.09	4104.59	**15150.47**	9855.89
4	Net Profit/(Loss) for the period after Tax (after Exceptional and/or Extraordinary Items)	**4105.56**	2441.25	3112.26	**11815.21**	7492.57
5	Total Comprehensive Income for the period [Comprising Profit for the period (after tax) and Other Comprehensive Income (after tax)]	**15256.81**	4758.97	5899.75	**20702.58**	16258.61
6	Equity Share Capital (Face Value of ₹ 10/- per share)	**3469.83**	3469.83	3469.83	**3469.83**	3469.83
7	Reserve (excluding Revaluation Reserve)	**-**	-	-	**141426.11**	121738.65
8	Basic & Diluted Earnings per share (Face Value ₹ 10/- each) (not annualized)	**11.83**	7.04	8.98	**34.05**	21.60

Key Audited Standalone Financial Information of the Company is as under :-

Sl. No.	Particulars	Quarter Ended			Year Ended	
		31.03.2023 (Audited)	31.12.2022 (Unaudited)	31.03.2022 (Audited)	31.03.2023 (Audited)	31.03.2022 (Audited)
1	Total Income from Operations	**58287.46**	59098.98	59422.88	**220195.08**	181353.94
2	Net Profit for the period before Tax	**1991.35**	1755.05	2088.74	**8310.74**	4031.13
3	Net Profit for the period after Tax	**1457.56**	1343.60	1528.97	**6318.86**	3047.98
4	Total Comprehensive Income for the period [Comprising Profit for the period (after tax) and Other Comprehensive Income (after tax)]	**11692.27**	3009.76	3440.16	**15029.13**	7841.13

Notes:

(i) The Board of Directors has recommended a dividend at the rate of ₹ 3/- per Equity Share of face value of ₹ 10/- each for the year ended 31st March, 2023. The payment of dividend is subject to the approval of the shareholders in the ensuing Annual General Meeting of the Company.

(ii) The above is an extract of the detailed format of audited Consolidated and Standalone Financial Results for the quarter and year ended 31st March, 2023, as filed with the Stock Exchanges under Regulation 33 of the SEBI (Listing Obligations and Disclosure Requirements) Regulations, 2015. The full format of the above quarterly and yearly results are available on the stock exchange websites: www.bseindia.com and www.nseindia.com and also on the Company's website: www.unistar.co.in.

for Universal Cables Limited

(Harsh V. Lodha)
Chairman
DIN: 00394094

Place: Kolkata
Date : 18.05.2023

AMA-UC-192

ANUH PHARMA LIMITED

CIN: L24230MH1960PLC011586

Regd. Office : 3-A, North Wing, Shiv Sagar Estate, Dr. Annie Besant Road, Worli, Mumbai-400018

Tel: +91 22 6622 7575; **Fax:** +91 22 6622 7600; **Email:** anuh@sk1932.com; **Website:** www.anuhpharma.com

AUDITED FINANCIAL RESULTS FOR THE QUARTER AND YEAR ENDED 31ST MARCH, 2023

(Rs. in Lakhs)

Particulars	3 months ended 31/03/2023	3 months ended 31/12/2022	3 months ended 31/03/2022	12 months ended 31/03/2023	12 months ended 31/03/2022
	Audited	Unaudited	Audited	Audited	Audited
Total Revenue from Operation	15,730.98	13,872.99	12,896.98	52,748.60	48,664.62
Net Profit/(Loss) for the period before tax	1,284.00	1,207.90	1,207.00	4,747.04	3,912.20
Net Profit/(Loss) for the period after Tax	962.30	930.61	892.55	3,617.96	3,056.13
Total Comprehensive Income for the period					
[Comprising Profit / (Loss) for the period (after tax) and Other Comprehensive Income (after tax)]	973.46	930.63	892.61	3,621.82	3,064.61
Paid up Equity Share Capital (face value of Rs 5/- per share)	2,505.60	2,505.60	2,505.60	2,505.60	2,505.60
Other Equity (Excluding revaluation reserve)	-	-	-	21,616.54	18,871.68
Earnings per equity share (For respective periods) (In Rs.)					
- Basic Rs.	1.92	1.86	1.78	7.22	6.10
- Diluted Rs.	1.92	1.86	1.78	7.22	6.10

1 The above is an extract of the detailed format of Financial Results for the quarter and year ended on March 31, 2023, filed with the Stock Exchange as per Regulation 33 of SEBI (Listing Obligations and Disclousure Requirements) Regulations, 2015. The full format of the Financial Results for the quarter and year ended on March 31, 2023 is available on the Stock Exchange website viz . www.bseindia.com and on the Company's website i.e. www.anuhpharma.com.

2. Other Financial indicators (Rs. in Lakhs)

Particulars	3 months ended 31/03/2023	3 months ended 31/12/2022	3 months ended 31/03/2022	12 months ended 31/03/2023	12 months ended 31/03/2022
EBITDA	1,527.08	1,454.15	1,489.94	5,738.91	5,204.26
% of EBITDA Margin	9.71	10.48	11.55	10.88	10.69
*EBITDA *(Adjusted to Forex gain / loss and mark to market on Investment in Mutual funds)*	1,494.90	1,406.69	1,519.81	5,630.55	5,241.59
% of Adjusted EBITDA Margin	9.50	10.14	11.78	10.67	10.77

For Anuh Pharma Ltd
Sd/-
Ritesh Shah
Joint Managing Director
(DIN: 02496729)

For Anuh Pharma Ltd
Sd/-
Vivek Shah
Joint Managing Director
(DIN: 02878724)

Place : Mumbai
Date : 19th May, 2023

Aro granite industries ltd.

(100% Export Oriented Unit)

CIN : L74899DL1988PLC031510

Regd. Office : 1001, 10th Floor, DLF Tower A, Jasola, New Delhi - 110025

Ph. : 011-41686169, **Fax :** 011-26941984, **Email :** investorgrievance@arotile.com, **Website :** www.arotile.com

EXTRACT OF STANDALONE AUDITED FINANCIAL RESULT FOR THE QUARTER AND YEAR ENDED 31ST MARCH 2023

(Rs. in lacs)

Sl. No	Particulars	Quarter Ended 31.03.2023 (Audited)	Year Ended 31.03.2023 (Audited)	Quarter Ended 31.03.2022 (Audited)
1	Total Income from operations	4,701.44	16,444.83	4,886.60
2	Net Profit / (Loss) for the period (before Tax Exceptional and/or Extraordinary items)	16.57	(590.69)	68.44
3	Net Profit / (Loss) for the period before tax (after Exceptional and/or Extraordinary items)	16.57	(590.69)	68.44
4	Net Profit / (Loss) for the period after tax (after Exceptional and/or Extraordinary items)	48.87	(578.81)	(15.64)
5	Total Comprehensive Income for the period [Comprising Profit / (Loss) for the period after tax) and Other Comprehensive Income (after tax)]	45.43	(587.09)	(16.06)
6	Paid up Equity Share Capital	1,530.00	1,530.00	1,530.00
7	Reserves (excluding Revaluation Reserve) as shown in the Audited Balance Sheet of the previous year		17,531.43	
8	Earnings Per Share (of Rs. 10/- each) (for continuing and discontinued operations)-			
	1. Basic:	0.30	(3.84)	(0.10)
	2. Diluted:	0.30	(3.84)	(0.10)

Note :

The above is an extract of the detailed format of Quarterly/Annual Financial results filed with the Stock Exchange under Regulation 33 of the SEBI (Listing Obligations and Disclosure Requirements) Regulations, 2015. The full format of the Quarterly/Annual Financial results is available on the websites of the Stock Exchange(s), www.bseindia.com, and www.nseindia.com and the Company's website www.arotile.com.

For & on behalf of the Board

-Sd-
Sunil Kumar Arora
Managing Director
DIN; 00150668

Place : HOSUR, TAMILNADU
Date : 19.05.2023

SYRMA SGS TECHNOLOGY LIMITED

CIN: L30007MH2004PLC148165

Regd. Office: Unit F601, Floral Deck Plaza, Andheri East, Mumbai-400093.

Tel + 91 22 4036 3000,

Website: www.syrmasgs.com,

E-mail ID: investor.relations@syrmasgs.com

CORRIGENDUM

With reference to advertisement pertaining to audited financial results (Standalone and Consolidated) of **Syrma SGS Technology Limited** (the Company) for quarter and year ended March 31, 2023, published in **Financial Express** Newspaper Edition on **May 19, 2023**, we wish to bring to the readers notice that the word **'Audited'** has been in inadvertently mentioned as **'unaudited'** in the note no. 1.

All other matter of the advertisement will remain unchanged.

Place: Mumbai
Date: 19 May, 2023

For Syrma SGS Technology Limited
Jasbir Singh Gujral
Managing Director
DIN : 00198825

NATIONAL SEEDS CORPORATION LTD.

(A Govt. of India Undertaking-Mini Ratna Company)
CIN No.U74899DL1963GOI003913
RO : Block-AQ, Plot -12, Sector-5, Salt Lake, Kolkata-700 091
Ph. 033-2367-1077 / 74,
E-mail : nsc.kolkata.ro@gmail.com

सं.- अधि.- CP / एन.एस.सी. : कोल/2023-24/ दिनांक : 19-05-2023

नोटिस

Short-term NIT for work for Custom Processing and Packing of Seeds at West Bengal & Odisha.

For details, please visit NSC's website **www.indiaseeds.com** under Public Notice (Tender / Quotations). Online Bids for above tender must be submitted at NSC e-Portal: **https://indiaseeds.enivida.com latest by 14:30 Hrs. of 25-05-2023.** Corrigendum / addendum, if any, shall only be published in NSC's website.

क्षेत्रीय प्रबंधक
एन.एस.सी., कोलकाता

NATIONAL SEEDS CORPORATION LTD.

(A Govt. of India Undertaking-Mini Ratna Company)
CIN No.U74899DL1963GOI003913
RO : Block-AQ, Plot -12, Sector-5, Salt Lake, Kolkata-700 091
Ph. 033-2367-1077 / 74,
E-mail : nsc.kolkata.ro@gmail.com

सं.- सुनि.- 03/ एन.एस.सी. : कोल/2023-24/ दिनांक : 19-05-2023

नोटिस

NIT for Disposal of 'NR' / Sub-Standard seeds of Jute/JRC-212/CS & JRO-524/CS as Non-Seed, available at Area Office, NSC, Siliguri "as is where is basis".

For details, please visit NSC's website **www.indiaseeds.com** under Public Notice (Tender). Bids can be submitted through offline or online. Sealed bids (Only for Offline) for above tender may be submitted at RO, NSC, Kolkata or online bids for the same tender can also be submitted at NSC e-Portal: **https://indiaseeds.enivida.com latest by 14:30 Hrs. of 09-06-2023.** Corrigendum / addendum, if any, shall only be published in NSC's website.

क्षेत्रीय प्रबंधक
एन.एस.सी., कोलकाता

JSW Steel Limited

CIN : L27102MH1994PLC152925

Registered Office: JSW Centre, Bandra-Kurla Complex, Bandra (E), Mumbai - 400 051

Tel.: 91 22 42861000 **Fax:** 91 22 42863000 **Email:** jswsl.investor@jsw.in **Website:** www.jsw.in

Extract of Standalone Financial Results for the quarter and year ended 31 March 2023

(Rs. in Crores)

Particulars	Quarter Ended			Year Ended	
	31.03.2023	31.12.2022	31.03.2022	31.03.2023	31.03.2022
	Audited	Unaudited	Audited	Audited	Audited
Total income from operations	37,153	30,935	36,011	131,687	118,820
Net Profit / (Loss) for the period (beforeTax, Exceptional)	3,938	1,738	4,781	6,968	25,437
Net Profit / (Loss) for the period before tax(after Exceptional)	3,938	1,738	4,059	6,968	24,715
Net Profit / (Loss) for the period after tax(after Exceptional)	2,838	1,234	2,637	4,937	16,702
Total Comprehensive Income for the period [Comprising Profit / (Loss) for the period (after tax) and Other Comprehensive Income (after tax)]	2,590	986	2,805	4,057	18,450
Paid up Equity Share Capital	240	240	240	240	240
Paid up Debt Capital #	11,715	10,545	9,670	11,715	9,670
Reserves (excluding Revaluation Reserve) as on	63,358	60,707	63,200	63,358	63,200
Net Worth	58,031	55,141	57,033	58,031	57,033
Earnings Per Share (of Re.1 each)(not annualised)					
Basic (Rs.)	11.81	5.14	10.99	20.56	69.48
Diluted (Rs.)	11.74	5.11	10.91	20.42	69.10
Capital Redemption Reseve	774	774	774	774	774
Securities Premium	5,439	5,439	5,439	5,439	5,439
Debt Service Coverage Ratio	4.83	3.30	3.03	1.89	3.78
Interest Service Coverage Ratio	5.52	3.73	6.62	4.16	11.31
Debt-Equity Ratio	0.87	0.90	0.79	0.87	0.79

Extract of Consolidated Financial Results for the quarter and year ended 31 March 2023

(Rs. in Crores)

Particulars	Quarter Ended			Year Ended	
	31.03.2023	31.12.2022	31.03.2022	31.03.2023	31.03.2022
	Audited	Unaudited	Audited	Audited	Audited
Total income from operations	46,962	39,134	46,895	165,960	146,371
Net Profit / (Loss) for the period (beforeTax, Exceptional)	4,249	978	5,815	5,064	30,486
Net Profit / (Loss) for the period before tax (after Exceptional)	4,249	978	5,074	5,655	29,745
Net Profit / (Loss) for the period after tax (after Exceptional)	3,741	474	3,343	4,139	20,938
Total Comprehensive Income for the period [Comprising Profit / (Loss) for the period (after tax) and Other Comprehensive Income (after tax)]	3,446	166	3,384	2,235	22,854
Paid up Equity Share Capital	240	240	240	240	240
Paid up Debt Capital #	11,715	13,045	12,170	11,715	12,170
Reserves (excluding Revaluation Reserve) as on	65,394	61,966	66,996	65,394	66,996
Net Worth	59,588	55,845	59,357	59,588	59,357
Earnings Per Share (of Re.1 each)(not annualised)					
Basic (Rs.)	15.24	2.04	13.47	17.25	85.96
Diluted (Rs.)	15.16	2.03	13.38	17.14	85.49
Capital Redemption Reseve	774	774	774	774	774
Securities Premium	5,417	5,417	5,417	5,417	5,417
Debt Service Coverage Ratio	3.45	2.25	2.74	1.52	3.56
Interest Service Coverage Ratio	4.32	2.68	5.77	3.00	9.33
Debt-Equity Ratio	1.18	1.23	1.02	1.18	1.02

 # represents Listed Debentures

Note: The above is an extract of detailed format of quarterly / yearly Financial Results filed with Stock Exchanges under regulation 33 of the SEBI (Listing and other Disclosure Requirements) regulations ,2015. The Full format of quarterly / yearly Financial Results along with other items referred in regulation 52(4) of the LODR Regulations are available on the Stock Exchange Websites (www.bseindia.com & www.nseindia.com) and Company's Website (www.jsw.in)

For JSW Steel Limited
JAYANT ACHARYA
Jt. Managing Director & CEO

Date : 19 May 2023
Place : Mumbai

JET AIRWAYS

JET AIRWAYS (INDIA) LIMITED

CIN: L99999MH1992PLC066213

Regd. Office: 2nd Floor, Plot No. C-68, G-Block; Bandra-Kurla Complex (East), Mumbai 400051, India

Website: www.jetairways.com

EXTRACT OF STANDALONE AUDITED FINANCIAL RESULTS FOR THE QUARTER AND YEAR ENDED 31st March 2023

Amount (INR in Lakhs)

S. No	Particulars	Quarter Ended 31.03.2023 Audited	Quarter Ended 31.12.2022 Unaudited	Quarter Ended 31.03.2022 Audited	Year Ended 31.03.2023 Audited	Year Ended 31.03.2022 Audited
1.	Total income from operations	1,582	1,283	1,163	5,527	14,442
2.	Net (Loss)/Profit for the period (before Tax & Exceptional Item)	(5,494)	(24,878)	(23,363)	(100,206)	(52,756)
3.	Net (Loss) / Profit for the period (before Tax &after Exceptional Item)	(5,494)	(24,878)	(23,363)	(100,206)	(77,254)
4.	Net (Loss) / Profit for the period (after Tax &after Exceptional Item)	(5,494)	(24,878)	(23,363)	(100,206)	(77,254)
5.	Total Comprehensive Income for the period [Comprising Profit / (Loss) for the period(after tax) and Other Comprehensive Income (after tax)]	(5,494)	(24,878)	(23,363)	(100,206)	(77,254)
6.	Paid up Equity Share Capital (Face Value of Rupees 10/- each)	11,360	11,360	11,360	11,360	11,360
7.	Reserves excluding Revaluation Reserves (as per balance sheet of previous accounting year)	-	-	-	(1,762,010)	(1,661,804)
8.	Basic and Diluted EPS (in Rupees) (Face Value of Rupees 10/- each) - Before exceptional items	(4.84)	(21.90)	(20.57)	(88.21)	(46.44)
9.	Basic and Diluted EPS (in Rupees) (Face Value of Rupees 10/- each) - After exceptional items	(4.84)	(21.90)	(20.57)	(88.21)	(68.01)

Note: The above is an extract of standalone audited financial results for the quarter and the year ended 31 st March 2023. Financial Results have been filed with the Stock Exchanges under Regulation 33 of the SEBI (Listing and Other Disclosure Requirements) Regulations, 2015. The full format of the audited financial results for the quarter and the year ended 31st March 2023 are available on the website of the Stock Exchanges **www.nseindia.com** and **www.bseindia.com.**

For and on behalf of the Jet Airways (India) Ltd.
Sd/-
Ashish Chhawchharia
Authorised Representative of the Monitoring Committee

Place : Mumbai
Dated: 18 May 2023

Notice

Company Name: **Bosch Limited**

Reg Address: P.B. No. 3000, Hosur Road, Adugodi, Bengaluru, Karnataka-560030

We, Ishverlal Sakerlal Mehta (Deceased), Sarla Ishverlal Mehta (Deceased) and Nilima Ishverlal Mehta (PAN No. AFYPM1509D) are jointly holding 20 shares of of Face Value Rs. 100/ in Bosch Limited (formerly: Motor Industries Company Limited) Hosur Road, Adugodi, Bangalore - 560030 in Folio M02610 bearing Share Certificate Numbers 00016977, 00016978,00212332and 00212333 with distinctive numbers from 656666 to 656670, 656671 to 656675, 3299719 to 3299723 and 3299724 to 3299728. I hereby give notice that the said Share Certificate(s) are lost and I have applied to the Company for issue of duplicate Share Certificates and exchange of the same with Face Value Rs.10/-certificate. The public is hereby warned against purchasing or dealing in anyway with the said Share Certificates. The Company may issue duplicate Share Certificates if no objection is received by the Company within 30 days of the publication of this advertisement, after which no claim will be entertained by the Company in that behalf.

Nilima Ishverlal Mehta
Folio No: M02610

Place : Mumbai | Date : 20.05.2023

SBC EXPORTS LIMITED

CIN: L18100UP2011PLC043209

Regd. Off.: HOUSE NO.-20, LOHIYA TALAB, CHOTI BASAHI P.O.: VINDHYACHAL MIRZAPUR UP 231307 IN

Tel: 0120-2895246, Email: info@sbcexportslimited.com,Website: www.sbcexportslimited.com

(Rs. in Lakh except EPS)

Extract of Audited Conslidated Financial Results for the Quarter and Year ended March 31, 2023

Particulars	Quarter ended 31.03.2023 Audited	Quarter ended 31.03.2022 Audited	Year ended 31.03.2023 Audited	Year ended 31.03.2022 Audited
Total Income from operations	6897.73	5266.12	19782.16	16920.66
Earning before Interest, Tax, Depreciation and Amortization (EBITDA)	297.28	141.05	929.90	564.34
Net Profit/(Loss) for the period (before tax, and/or exceptional items)	297.28	141.05	929.90	564.34
Net Profit/(Loss) for the period before tax (after exceptional items)	297.28	141.05	929.90	564.34
Net Profit/(Loss) from ordinary activities after tax	297.28	141.05	689.34	345.82
Total Comprehensive Income for the period [Comprising Profit/(Loss) for the period (after tax) and Other Comprehensive Income (after tax)]	379.88	150.28	863.84	392.84
Equity Share Capital	2166.40	2166.40	2166.40	2166.40
Earnings Per Share (of Rs 10 each) (not annualised for quarters)				
- Basic (Rs):	0.14	0.07	0.33	0.16
- Diluted (Rs):	0.14	0.07	0.33	0.16

Notes:

1. The above is an extract of the detailed format of Quarterly and Yearly Financial Results filed with the Stock Exchanges under Regulation 33 of the SEBI (Listing and Other Disclosure Requirements) Regulations, 2015. The full format of the Financial Results are available on the Stock Exchange websites (www.bseindia.com and www.nseindia.com) and on Company's website (www.sbcexportslimited.com).
2. The above audited financial results were reviewed by the Audit Committee and approved by the Board of Directors on 18th May 2023. The figures for the quarter ended 31st March 2023 and 31st March 2022 are the balancing figures between audited figures in the respect of the full financial year and published year to date figures upto the third quarter of years ended 31st March 2023 and 31st March 2022 respectively.
3. Key numbers of Standalone financial results are as given below. The standalone financial results are available at Company's website.

Particulars	Quarter ended 31.03.2023 Audited	Quarter ended 31.03.2022 Audited	Year ended 31.03.2023 Audited	Year ended 31.03.2022 Audited
Income from operations	6625.08	5196.74	19014.40	16851.28
Profit/(Loss) from ordinary activities before tax	259.16	136.87	917.81	560.15
Profit/(Loss) from ordinary activities after tax	341.76	146.10	854.56	390.03

4. Figures of the previous periods have been regrouped /rearranged , wherever necessary.

Sd/-
Govindji Gupta
(Managing Director)

Sahibabad
18th May 2023

Transpek Industry Limited

Transpek Creative Chemistry

Registered Office : 4th Floor, Lilleria 1038, Gotri Sevasi Road, Vadodara - 390021.
Tel : 0265 - 6700300
Email : secretarial@transpek.com **Website :** www.transpek.com
CIN : L23205GJ1965PLC001343

STATEMENT OF STANDALONE AND CONSOLIDATED AUDITED FINANCIAL RESULTS FOR THE QUARTER AND YEAR ENDED MARCH 31, 2023

(₹ In Lakhs)

PARTICULARS	Standalone					Consolidated				
	Quarter ended			Year ended		Quarter ended			Year ended	
	March 31, 2023 (Audited)	December 31, 2022 (Unaudited)	March 31, 2022 (Audited)	March, 31 2023 (Audited)	March 31, 2022 (Audited)	March 31, 2023 (Audited)	December 31, 2022 (Unaudited)	March 31, 2022 (Audited)	March, 31 2023 (Audited)	March 31, 2022 (Audited)
Revenue from Operations	20,276.08	19,646.70	14,270.69	82,689.75	59,911.37	20,276.08	19,646.70	14,270.69	82,689.75	59,911.37
Net Profit / (Loss) for the period (before Tax, Exceptional and / or Extraordinary items)	3,115.11	3,282.90	972.79	11,280.12	8,424.45	3,114.94	3,282.73	972.61	11,279.81	8,424.16
Net Profit / (Loss) for the period before tax (after Exceptional and / or Extraordinary items)	3,115.11	3,282.90	972.79	11,280.12	8,424.45	3,114.94	3,282.73	972.61	11,279.81	8,424.16
Net Profit / (Loss) for the period after tax (after Exceptional and / or Extraordinary items)	2,237.37	2,472.10	1,130.74	8,348.02	6,540.43	2,237.20	2,471.93	1,130.56	8,347.71	6,540.14
Total Comprehensive Income for the period [comprising Profit / (Loss) for the period (after tax) and Other Comprehensive Income (after tax)]	4,262.26	2,317.72	2,645.43	11,490.82	10,867.82	4,262.09	2,317.55	2,645.25	11,490.51	10,867.52
Equity Share Capital	558.56	558.56	558.56	558.56	558.56	558.56	558.56	558.56	558.56	558.56
Reserves (excluding Revaluation Reserve) as shown in the Audited Balance Sheet of the previous year	-	-	-	58105.95	47871.88	-	-	-	58105.02	47871.10
Earnings Per Share (of Rs.10/- each)										
Basic & Diluted (Rs.)	40.06	44.26	20.24	149.46	117.09	40.06	44.26	20.24	149.45	117.09

Note :

1. The above is an extract of the detailed format of Audited Financial Results filed with the Stock Exchange under Regulation 33 of the SEBI (Listing Obligations and Disclosure Requirements) Regulations, 2015. The full format of the Audited Financial Results is available on the Company's website at www.transpek.com and the Stock Exchange's Website at www.bseindia.com..

For TRANSPEK INDUSTRY LIMITED
BIMAL V. MEHTA
MANAGING DIRECTOR
DIN: 00081171

Date : May 18, 2022
Place : Vadodara

BRIGHTCOM GROUP LIMITED

CIN: L64203TG1999PLC030996

Regd. Off. Add: Floor #5, Fairfield by Marriott, Road #2, Nanakramguda, Gachibowli, Hyderabad – 500 032 Telangana State, India

NOTICE OF BOARD MEETING

Notice is hereby given in compliance with Regulation 47 of the Securities Exchange Board of India (Listing Obligations and Disclosure Requirements) Regulations 2015, that a meeting of the Board of Directors of the Company is scheduled to be held on Tuesday, May 30, 2023 at the Registered office of the Company situated at Floor #5, Fairfield by Marriott, Road #2, Nanakramguda, Gachibowli, Hyderabad – 500 032, Telangana State, India, to inter-alia, consider and approve the audited Standalone and Consolidated financial results of the Company for the quarter and year ended March 31, 2023.

The said notice is available on the Company's website at www.brightcomgroup.com and also on the stock exchange website of BSE Limited (www.bseindia.com) and NSE (www.nseindia.com), where the shares of the Company are listed.

For **Brightcom Group Limited**
Sd/-
Rajesh Vankadara
Company Secretary & Compliance Officer

Place: Hyderabad
Date: 19/05/2023

PUBLIC NOTICE

M/s. Vipul Limited ("the Company") having its Registered Office at Unit No. 201, C-50, Malviya Nagar, New Delhi-110017 and Corporate Office at Vipul TechSquare, Golf Course Road, Sector-43, Gurugram-122009, Haryana, had made provisional allotment of Residential/Commercial Plots in the project namely Vipul World Ludhiana, Ludhiana, Punjab against the Earnest Money cum booking amount, and upon signing of Company's application forms containing terms and conditions of the allotment.

As per the records maintained by the Company, the following Allottees have not paid their respective dues/installments/interest etc. as per the terms of the provisional allotment(s), despite several reminders / written communications and as a sequel thereof, the provisional allotment of the referred unit(s) stands cancelled.

S. No.	Owners Name	Address	Block No.	Plot No.	Area (Sq. Yds.)
1	GURINDER PAL SINGH HARBINDER SINGH LAMBA	D-4, LAJPAT NAGAR-III, NEW DELHI	A	88	502.33

For and on behalf of Vipul Limited
Sd/-
Sunil Kumar
Company Secretary

Date : May 18, 2023
Place : Gurugram

Kohinoor Foods Ltd.

Regd./Corporate Office: Pinnacle Business Tower, 10th Floor, Shooting Range Road, Suraj Kund, Faridabad, Haryana-121001
Ph. No. 0129-4242222, Fax No. 0129-4242233
E-Mail: info@kohinoorfoods.in, Visit us at: www.kohinoorfoods.in
CIN - L52110HR1989PLC070351

NOTICE

Notice pursuant to Regulation 29 of the SEBI (Listing Obligations and Disclosures Requirement) Regulations, 2015 (LODR), is hereby given that a Meeting of Board of Directors of the Company will be held on Monday, 29th May, 2023 at the Registered Office of the Company situated at Pinnacle Business Tower, 10th Floor, Surajkund, Shooting Range Road, Faridabad, Haryana – 121001 to inter-alia consider, approve and take on record the Standalone and Consolidated Audited Financial Results of the Company for the Quarter and Financial Year ended 31st March, 2023 and to consider recommendation of dividend, if any, for the financial year 2022-23 (subject to approval of shareholders at the ensuing Annual General Meeting of the Company) and any other matter as may be considered appropriate by the Board.

By Order of the Board of Directors
For Kohinoor Foods Ltd.
Sd/-
Deepak Kaushal
Company Secretary & Manager (Legal)

Place: Faridabad
Date : 19th May, 2023

ZIM LABORATORIES LIMITED

Registered Office : Sadoday Gyan (Ground Floor) Opp. NADT, Nelson Square, Nagpur - 440 013, Maharashtra, India.
CIN : L99999MH1984PLC032172, Website : www.zimlab.in

STATEMENT OF CONSOLIDATED FINANCIAL RESULTS FOR THE QUARTER AND YEAR ENDED 31st MARCH 2023

(Rs. in Lakhs, unless otherwise stated)

Particulars	Quarter Ended 31.03.2023	Quarter Ended 31.03.2022	Year Ended 31.03.2023	Year Ended 31.03.2022
	Unaudited	Unaudited	Audited	Audited
Total Income from Operations	10,541.06	10,506.44	39,852.71	33,342.68
Net Profit/(Loss) for the period (before tax and exceptional items)	994.41	1,077.05	3,535.50	2,104.25
Net Profit/(Loss) for the period before tax (after exceptional items)	994.41	1,077.05	3,535.50	2,104.25
Net Profit / (Loss) for the period (after tax and exceptional items)	723.64	703.02	2,443.45	1,455.04
Total Comprehensive Income for the period	662.89	751.41	2,511.15	1,495.95
Paid-up Equity Share Capital (Face value Rs.10 per share)			4,872.58	1,624.19
Other Equity (excluding Revaluation Reserve)			15,162.02	15,946.76
Earnings per share (not annualised)				
a) Basic	1.48	1.45	5.01	2.99
b) Diluted	1.48	1.45	5.01	2.99

Note : 1. Key Standalone financial Information of the company is given below :

Particulars	Quarter Ended 31.03.2023	Quarter Ended 31.03.2022	Year Ended 31.03.2023	Year Ended 31.03.2022
	Unaudited	Unaudited	Audited	Audited
Income from Operations	10,444.85	10,410.82	39,653.13	32,949.37
Profit / (Loss) before Tax	990.15	1,001.95	3,591.80	1,929.66
Profit / (Loss) after Tax	713.97	644.02	2,500.88	1,301.28
Total comprehensive income	664.39	677.46	2,454.72	1,305.84

(2) The above is an extract of the detailed format of the Standalone and Consolidated results for the quarter and year ended 31st March, 2023 filed with the Stock Exchange under Regulations 33 of the SEBI (Listing Obligations and Disclosure Requirements) Regulations, 2015. The full format of Standalone and Consolidated results of the company for the quarter and year ended on 31st March, 2023 are available to the investors on the website of the Stock Exchanges (www.bseindia.com & www.nseindia.com) and the Company's website (www.zimlab.in). (3) The above results were reviewed and recommended by the Audit Committee and approved by the Board of Directors at their respective meetings held on 19th May, 2023. There are no qualifications in the audit report issued for the year ended 31st March, 2023.

Nagpur. Dated : 19 May 2023

(Anwar S. Daud)
Managing Director

CELLA SPACE LIMITED

CIN :L93000KL1991PLC006207
NO.57/2993, SREE KAILAS, PALIAM ROAD, ERNAKULAM, KOCHI -16
Tel No.0484-2382182, Email: secretary@sreekailas.com, Website: www.sreekailas.com

EXTRACT OF AUDITED FINANCIAL RESULTS FOR THE QUARTER AND YEAR ENDED 31st MARCH 2023 (Figures in lakhs)

PARTICULARS	STANDALONE			CONSOLIDATED		
	Audited For the Quarter ended 31.03.2023	Audited For the year ended 31.03.2023	Audited For the Quarter ended 31.03.2022	Audited For the Quarter ended 31.03.2023	Audited For the year ended 31.03.2023	Audited For the Quarter ended 31.03.2022
Total Income from Operations (net)	214.09	781.51	174.36	214.05	781.36	174.32
Net Profit/ (loss) from ordinary activities before tax	29.39	116.94	-19.97	29.16	116.32	-20.09
Exceptional Items	-		-165.29	-	-	-165.29
Net Profit/ (loss) for the period after tax	26.09	113.64	145.32	25.86	112.86	145.20
Total Comprehensive income for the period and other comprehensive income (after tax)	28.12	115.67	144.88	27.89	114.89	144.76
Paid up Equity Share Capital (Face value of Rs.10/- each)	2,015.12	2,015.12	1,915.12	2,015.12	2,015.12	1,915.12
Reserves (Excluding revaluation reserve)	-	-	-	-	-	-
Earnings per share (Rs.10/- each)						
- Basic	0.13	0.56	0.76	0.13	0.56	0.76
- Diluted	0.13	0.56	0.76	0.13	0.56	0.76

Note : The above is an extract of the detailed format of quarterly/annual financial results file with the Stock exchange and regulation 33 of the SEBI (listing and other disclosure requirements), regulations, 2015. the full format of the quarterly/annual financial results are available on the Stock exchange website www.bseindia.com

For Cella Space Limited
Sd/-
S. Rajkumar
Vice Chairman & Managing Director

Date : 19.05.2023
Place: Chennai

Sun TV Network Limited

Regd. Office: Murasoli Maran Towers, 73, MRC Nagar Main Road, MRC Nagar, Chennai - 600 028
CIN: L22110TN1985PLC012491 Email: tvinfo@sunnetwork.in; www.suntv.in
Phone No. 044-44676767 Fax No. 044-40676161

Extract of consolidated financial results for the quarter and year ended March 31, 2023

(Rupees in crores except EPS and unless otherwise stated)

Sl. No.	PARTICULARS	Quarter Ended March 31, 2023	Quarter Ended December 31, 2022	Quarter Ended March 31, 2022	Year Ended March 31, 2023	Year Ended March 31, 2022
		Audited Refer Note 3	Unaudited	Refer Note 3	Audited	Audited
1	Income from Operations	840.36	886.88	856.85	3,772.05	3,584.82
2	Net Profit before tax	506.65	569.26	550.35	2,278.17	2,195.37
3	Net Profit after tax	380.40	425.10	410.17	1,706.92	1,641.91
4	Total Comprehensive income	380.32	425.49	412.23	1,708.02	1,643.47
5	Equity share capital (Face value of Rs.5.00 /- each)	197.04	197.04	197.04	197.04	197.04
6	Reserves excluding revaluation reserves (i.e. Other Equity)				9,074.55	7,958.16
7	Earnings Per Share (Face value of Rs.5.00 /- each) Basic and Diluted - in Rs.	9.65	10.79	10.41	43.31	41.66
		Not annualised				

Notes :

1. Additional information on standalone financial results for the quarter and year ended March 31, 2023

Sl. No.	PARTICULARS	Quarter Ended March 31, 2023	Quarter Ended December 31, 2022	Quarter Ended March 31, 2022	Year Ended March 31, 2023	Year Ended March 31, 2022
		Audited Refer Note 3	Unaudited	Refer Note 3	Audited	Audited
1	Income from Operations	813.53	857.51	833.01	3,661.37	3,504.88
2	Net Profit before tax	491.72	556.91	538.82	2,238.12	2,193.14
3	Net Profit after tax	365.82	416.32	404.35	1,674.53	1,644.80
4	Total Comprehensive income	366.37	416.65	406.20	1,676.06	1,646.09

2. The above is an extract of the detailed format of quarter and year ended financial results filed with the Stock Exchange under Regulation 33 of the SEBI (Listing Obligations and Disclosure Requirements) Regulations, 2015. The full format of the said financial results are available in the websites of the Company, National Stock Exchange of India Limited and BSE Limited at www.suntv.in, www.nseindia.com and www.bseindia.com respectively.
3. The figures for the quarters ended March 31, 2023 and March 31, 2022 are the balancing figures between the audited figures for the years ended March 31, 2023 and March 31, 2022 and the unaudited year-to-date figures for the nine months ended December 31, 2022 and December 31, 2021, respectively, which were subject to limited review by the Statutory Auditors.

For and on behalf of the Board of Directors
Sd/
R. Mahesh Kumar
Managing Director
DIN No: 05263229

Place : Chennai
Date : May 19, 2023

Saregama India Limited

RP-Sanjiv Goenka Group
Growing Legacies

Registered Office : 33, Jessore Road, Dum Dum, Kolkata - 700 028
web : www.saregama.com, E-mail id : co.sec@saregama.com, Phone No. : 033-2551-2984, CIN : L22213WB1946PLC014346

Extract of Standalone and Consolidated Audited Financial Results for the Quarter and Year Ended 31 March, 2023

(Rs in Lakhs except as otherwise stated)

Sr. No.	Particulars	Standalone Quarter Ended 31 March 2023 (Audited)	Standalone Quarter Ended 31 March 2022 (Audited)	Standalone Year Ended 31 March 2023 (Audited)	Consolidated Quarter Ended 31 March 2023 (Audited)	Consolidated Quarter Ended 31 March 2022 (Audited)	Consolidated Year Ended 31 March 2023 (Audited)
1.	Total Income from Operations	22,507	19,461	75,544	23,209	19,908	81,239
2.	Net Profit/(Loss) for the period (before Tax, Exceptional and/or Extraordinary items)	6,077	6,316	24,986	6,547	6,428	25,370
3.	Net Profit/(Loss) for the period before tax (after Exceptional and/or Extraordinary items)	6,077	6,316	24,986	6,547	6,428	25,370
4.	Net Profit/(Loss) for the period after tax (after Exceptional and/or Extraordinary items)	4,456	4,706	18,548	4,917	4,798	18,899
5.	Total Comprehensive Income for the period [Comprising Profit / (Loss) for the period (after tax) and other Comprehensive Income (after tax)]	2,846	2,998	16,493	3,259	2,703	17,020
6.	Paid-up Equity Share Capital (Face Value of Re. 1/- each) (Refer Note 2)	1,928	1,928	1,928	1,928	1,928	1,928
7.	Reserve (excluding Revaluation Reserve) as shown in the Audited Balance Sheet of the previous year			1,33,582*			1,34,681*
8.	Earnings Per Share (of Re. 1/- each) (not annualised) (Refer Note 2)						
	1. Basic (Rs.)	2.32	2.44	9.63	2.56	2.50	9.83
	2. Diluted (Rs.)	2.32	2.44	9.63	2.56	2.50	9.83

* As at 31 March, 2023

Note:

1. The above is an extract of the detailed format of Quarterly Financial Results for the quarter and year ended on 31 March, 2023 filed with Stock Exchanges under Regulation 33 of the SEBI (Listing Obligation and Disclosure Requirements) Regulations, 2015. The full format of Quarterly Financial Results for the quarter ended on 31 March, 2023 are available on stock exchange websites (www.nseindia.com and www.bseindia.com) and on the Company's website (www.saregama.com).
2. Pursuant to the Special Resolution passed by the Shareholders of the Company by way of Postal Ballot through electronic means on 31 March 2022, the Company has sub-divided its 1(one) equity share of face value of Rs.10/- fully paid up, into 10 (Ten) equity shares of face value Re.1/- each fully paid-up, effective from 28 April 2022. Hence, shares have now been adjusted on account of sub-division of share done by the Company. This has also been considered for calculating weighted average number of equity shares for all periods presented, as per Ind AS 33- Earnings Per Share.
3. The above audited standalone/consolidated financial results for the quarter and year ended 31 March, 2023 have been reviewed and recommended by the Audit Committee in their meeting held on 19 May, 2023 and approved by the Board of Directors of the Company at their meeting held on even date. These results have been subjected to "audited" by the Statutory Auditors of the Company who have issued an unqualified audit report on the audited standalone/consolidated financial results for the quarter and year ended 31 March, 2023.

On behalf of the Board
Vikram Mehra
Managing Director
DIN: 03556680

Place : Kolkata,
Date : 19 May 2023

sembcorp

MALWA SOLAR POWER GENERATION PRIVATE LIMITED

CIN: U40106DL2017PTC313507

Extracts of Audited financial result for the quarter and year ended 31 March 2023

(Rs.in thousands except per share data)

Sr. No.	Particulars	Quarter ended 31 March 2023 (Audited)	Quarter ended 31 March 2022 (Audited)	Year ended 31 March 2023 (Audited)	Year ended 31 March 2022 (Audited)
1	Total income	1,39,071.95	1,32,417.28	4,94,915.78	4,69,985.32
2	Net Profit/ (Loss) for the period (before Tax, Exceptional and/ or Extraordinary items)	48,996.70	36,860.66	(93,526.35)	67,441.21
3	Net Profit/ (Loss) for the period before Tax, (after Exceptional and/ or Extraordinary items)	48,996.70	36,860.66	(93,526.35)	67,441.21
4	Net Profit/ (Loss) for the period after tax (after Exceptional and/ or Extraordinary items)	48,996.70	36,860.66	(93,526.35)	67,441.21
5	Total Comprehensive Income for the period [Comprising Profit/ (Loss) for the period (after tax) and Other Comprehensive Income (after tax)]	48,996.70	36,860.66	(93,526.35)	67,441.21
6	Paid up equity share capital (Face Value of Rs.10/- each)	6,51,000.00	6,51,000.00	6,51,000.00	6,51,000.00
7	Reserve (Excluding Revaluation Reserve)	1,43,144.81	2,36,671.16	1,43,144.81	2,36,671.16
8	Securities Premium Account	-	-	-	-
9	Net Worth	7,94,144.81	8,87,671.16	7,94,144.81	8,87,671.16
10	Paid up Debt Capital/ Outstanding Debt	17,80,967.00	18,71,961.43	17,80,967.00	18,71,961.43
11	Outstanding Redeemable Preference Shares	-	-	-	-
12	Debt Equity Ratio	2.24	2.11	2.24	2.11
13	Earning Per Share (Face value of Rs.10/- each)*				
	Basic earnings per equity share (Rs.)	0.75	0.57	(1.44)	1.04
	Diluted earnings per equity share (Rs.)	0.75	0.42	(1.44)	0.91
14	Capital Redemption Reserve	-	-	-	-
15	Debenture Redemption Reserve	1,28,305.85	1,28,305.85	1,28,305.85	1,28,305.85
16	Debt Service Coverage Ratio	1.72	1.47	1.72	1.47
17	Interest Service Coverage Ratio	3.09	2.80	3.09	2.80

*The earnings per equity share are not annualised except for year ended 31 March 2023 and 31 March 2022.

Notes:

a) The above is an extract of the detailed format of annual audited financial results filed with the stock exchange under regulations 52 of SEBI (Listing Obligations and Disclosure Requirements) Regulations 2015. The full format of the annual audited financials results is available on the websites of BSE Limited at (www.bseindia.com) and of the Company (https://www.sembcorpindia.com/malwa.html).

b) For the other line items referred in Regulations 52 (4) of SEBI (Listing Obligations and Disclosure Requirements) Regulations 2015, pertinent disclosures have been made to the Stock Exchange and are available on the website of the Company (https://www.sembcorpindia.com/malwa.html).

c) The above financial results have been reviewed and approved by the Board of Directors of the Company at its meeting held on 18 May 2023. The Statutory Auditors of the Company have carried out audit of the results for the quarter and year ended 31 March 2023.

For and on behalf of Board of Directors
Malwa Solar Power Generation Private Limited
Sd/-
Kedarisetty Guptajee
Whole Time Director & CFO
DIN: 09824888

Place: Gurugram
Date: 18 May 2023

Registered address: M-18, Diwan House, Ajay Enclave New Delhi-110018
Corporate Office Address: 5th Floor, Tower C, Building No. 8, DLF Cybercity, Gurugram, Haryana- 122002, **Tel:** +91-124 389 6700/01, **Fax:** +91-124 389 6710
Email ID: corp.secretarial@sembcorp.com; **https:**//www.sembcorpindia.com/malwa.html

Reliance Industries Limited

Growth is Life

Regd.office: 3rd Floor, Maker Chambers IV, 222, Nariman Point, Mumbai - 400 021.
Phone: 022-3555 5000. Email: investor.relations@ril.com
CIN: L17110MH1973PLC019786

NOTICE

NOTICE is hereby given that the following certificate(s) issued by the Company are stated to have been lost or misplaced and Registered Holders thereof have applied for the issue of duplicate certificate(s).

Sr. No.	Folio No.	Name / Joint Names	Shares	Certificate Nos. From - To	Distinctive Nos. From - To
1	6548407	Anupam Chaturvedi	50	2324872-872	46858673-722
			13	6554672-672	137629078-090
			14	10426608-608	186773412-425
			13	12888748-748	258988997-009
			180	62428186-186	2204685975-154
2	83061286	Bibhas Chandra Roy	60	53581004-005	1254200874-933
			10	59054719-719	394857795-804
			50	59054720-720	394857745-794
			120	62580160-160	2216623184-303
3	24748511	Brinder Singh Ahluwalia	156	62432023-023	2205018434-589
			312	66682987-987	6877681899-210
4	3394344	Champa Harikrishan Ramaiya	5	615261-261	17183097-101
			11	1008926-926	25274793-803
		Harikrishan Chaturbhuj Ramaiya	14	2183462-462	43196490-503
			5	3124405-405	49673968-972
			26	5026980-981	82876555-580
			27	6398482-483	135301589-615
			58	11696805-806	212917282-339
			22	12956815-815	260149919-940
			24	13784654-659	293488511-534
			192	51671491-495	1186978582-773
			384	62378697-697	2198792925-308
5	36517484	Dhiren K Shah	20	5933621-621	54463259-278
			10	5933621-621	54913699-708
			20	5933621-621	54913719-738
			20	5933622-622	54463199-218
			10	5933622-622	54913709-718
			20	5933622-622	54914119-138
			40	5933623-623	69820419-458
			10	5933623-623	69943339-348
			20	5933624-624	54386299-318
			20	5933624-624	54438259-278
			10	5933624-624	69943349-358
			50	7735244-244	149617899-948
6	2143836	Dhiren Kantilal Shah	136	4988560-566	82310423-558
		Kokila Dhiren Shah	100	6368564-565	134825128-227
7	70511291	Gautam Kumar Das	30	16378116-117	407245010-039
			30	53153732-733	1245132370-399
			60	62606623-623	2218531010-069
			120	66896155-155	6895391933-052
8	114685774	Hindustan Oil Exploration Company Ltd	318	62412620-620	2203073300-617
9	3724441	Jaya Kumar	5	642805-805	17387921-925
			11	1034706-706	25573127-137
			14	2200821-821	43454228-241
			26	5053669-670	83274687-712
			14	10024568-568	180931090-103
			70	53627830-831	1255719358-427
			140	62265764-764	2189876438-577
10	213047	Joana Maria G De Sequeira	25	22204-204	531176-200
			5	91641-641	6931827-831
		Joao Hugo Eduardo De Sequeira	18	134740-740	7883484-501
			8	307916-916	13433795-802
			2	412424-424	15715252-253
			2	509503-503	16660396-397
			76	794050-051	19068437-512
			40	2091813-813	41576767-806
			10	3026563-563	4880168-177
			92	4715100-104	77470749-840
			122	6231786-788	130959587-708
			80	11756177-178	215033327-406
11	32003966	Kantaben Shah	20	4106091-091	65331119-138
		Yagnesh Shah	12	10396387-387	186278846-857
			11	12880822-822	258874858-868
			43	53452466-467	1250805401-443
			86	62366641-641	2197694541-626
			172	66613497-497	6869426356-527
12	9620729	Manharlal Chunilal Dadia	100	59685346-350	109935509-608
		Chandrakala Manharlal Dadia	100	59685351-351	2223589683-782
			200	66653830-830	6874275683-882
13	30101774	Manjunatha R Pokale	20	3835639-639	59922079-098
			2	10550016-016	188669261-262
			5	14433142-142	363253930-934
			27	52851468-469	1240616507-533
			54	62541187-187	2213650811-864
			108	66814633-633	6888993365-472
14	41703008	Marie Thomson	40	9180977-977	66700079-118
		David Thomson	10	9180977-977	146047474-483
			50	50226427-427	1158039773-822
			18	58279976-976	1617332332-349
			118	62409313-313	2202707603-720
			236	66658592-592	6875009985-220
15	41108029	Poonam Arora	248	66442552-552	6856760328-575
16	33593694	Purvam Pandeji Yasuamati Pandeji	530	66548822-822	6864592189-718
17	658227	Radha Rangaswamy	25	17392-392	410876-900
			25	69296-296	2666601-625
			51	241927-928	12703772-822
			112	4801802-807	79107449-560
18	9608435	Rajnikant R Sheth	200	5750001-001	119880409-608
			90	8026220-221	161666070-159
			58	12273454-455	254139695-752
			348	54825490-497	1328873393-740
19	24644014	Renu A Jain	496	62323110-110	2194117229-724
20	31820162	Rima Potdukhe	20	4080473-473	64818759-778
			30	10508876-876	188046739-768
			50	51134222-222	1171481928-977
			100	62487096-096	2209697374-473
			200	66747397-397	6883581513-712
21	56419713	Rutesh Vyankatlal Trivedi Vyankat Lal Harilal Trivedi	250	66572654-654	6866397227-476
22	29380279	S Lalitha Kumar	7	8543566-566	45533972-978
			20	8543566-566	57874499-518
			4	8543566-566	87256245-248
			5	8543566-566	139116772-776
			5	8543566-566	139117111-115
			9	8543566-566	143612832-840
			10	10567921-921	188945888-897
			3	14321724-726	331572761-763
			73	53652422-423	1256592838-910
			18	58464149-149	1625101514-531
			164	62566265-265	2215567747-910
			10	93189965-965	289734162-171
23	9601554	Sailesh V Shah	480	62652342-342	2222942960-439
24	32266819	Sangeeta Dhir	20	61842720-720	2180463154-173
			40	66442348-348	6856739935-974
25	41108185	Sangeeta Dhir	248	66442553-553	6856760576-823
26	32266941	Satish Kumar	288	66442349-349	6856739975-262
27	4897323	Sila Dinubhai Patel	10	740629-629	18105956-965
		Rupal Dinubhai Patel	6	1127518-518	26636987-992
			14	2263612-612	44399826-839
			8	6495469-469	136784837-844
			38	52360542-543	1218870328-365
			152	66566749-749	6865882706-857
28	55982724	Susheela Devi Gureja	40	10657226-226	190598387-426
			40	53284862-863	1247439715-754
			80	62221568-568	2186258689-768
			160	66416950-950	6854211660-819
29	9590102	Tarlochan Singh Maini Anit Mani	3700	5748168-168	118311609-308
30	12940947	Yuette Desouza Ceara De Souza	50	143395-395	8030563-612
			10	3351776-776	51112063-072
			30	5416635-636	88485903-932
			41	6699856-857	139962360-400
			29	12959428-428	260215675-703
			160	51640052-055	1185746554-713
			63	58269147-147	1616834306-368
			383	62391476-476	2200382260-642
			766	66640973-973	6872600552-317
		Total	**14999**		

The Public is hereby warned against purchasing or dealing with these securities any way. Any person(s) who has / have any claim in regard of the securities, should lodge such claim with the Company's Registrar and Transfer Agent viz. **"KFin Technologies Limited"**, Selenium Tower B, Plot No. 31-32, Gachibowli, Financial District, Nanakramguda, Hyderabad - 500 032, **within Seven (7) days** from the date of publication of this notice, failing which, the Company will proceed to issue letter(s) of confirmation in lieu of duplicate certificate(s) in respect of the aforesaid securities.

for Reliance Industries Limited
Sd/-
Savithri Parekh
Company Secretary and Compliance Officer

Place : Mumbai
Date : May 19, 2023

www.ril.com

Kothari Group
Imagine Inspire Deliver

ALBERT DAVID
Adds life to life

ALBERT DAVID LIMITED

Regd. Office : 'D' Block, 3rd Floor, Gillander House, Netaji Subhas Road, Kolkata - 700 001
(Corporate Identity No. : L51109WB1938PLC009490)
Tel : 033-2262-8436/8456/8492, 2230-2330, Fax : 033-2262-8439
Email : albertdavid@adlindia.in, Website : www.albertdavidindia.com

EXTRACT OF AUDITED FINANCIAL RESULTS FOR THE QUARTER AND YEAR ENDED ON 31ST MARCH, 2023

(Rs. in Lakhs)

Sl. No.	Particulars	Quarter Ended		Year Ended	
		31.03.2023 Audited	31.03.2022 Audited	31.03.2023 Audited	31.03.2022 Audited
1	Total Income from Operations	8142.04	7437.28	34156.44	31351.14
2	Net Profit(+)/Loss(-) for the period from operations (before Tax, Exceptional and/or Extraordinary Items)	719.05	676.91	5073.54	4729.76
3	Net Profit(+)/Loss(-) for the period from operations before Tax (after Exceptional and/or Extraordinary Items)	719.05	676.91	5073.54	4729.76
4	Net Profit(+)/Loss(-) for the period from operations (after Tax, Exceptional and/or Extraordinary items)	373.48	417.47	3617.49	3525.83
5	Total Comprehensive Income for the period [comprising Profit/(Loss) for the period (after tax) and Other Comprehensive Income (after tax)]	483.16	696.91	3723.81	3851.34
6	Equity Share Capital	570.72	570.72	570.72	570.72
7	Other Equity			30586.56	27376.39
8	Earning per Equity Share of Rs.10/- each (not annualised)				
	Basic (Rs.) :	6.54	7.31	63.39	61.78
	Diluted (Rs.) :	6.54	7.31	63.39	61.78

Notes:

1) The above is an extract of the detailed format of Quarterly/Annual Financial Results filed with the Stock Exchanges under Regulation 33 of the SEBI (Listing Obligations and Disclosure Requirements) Regulations, 2015. The full format of the Quarterly/Annual Financial Results and notes thereto alongwith the Statutory Auditor's Report thereon are available on the Stock Exchanges' website (**www.bseindia.com**), (**www.nseindia.com**) and the Company's website (**www.albertdavidindia.com**).
2) The above Audited Financial Results have been reviewed by the Audit Committee and approved by the Board of Directors at their meeting held on 19th May, 2023. The Statutory Auditors have issued an unmodified audit opinion on these financial results.
3) The Annual Financial Results have been audited by the Statutory Auditors as required under Regulation 33 of the SEBI (Listing Obligations and Disclosure Requirements) Regulations, 2015.
4) The figures for the quarter ended 31st March, 2023 and 31st March, 2022 are the balancing figures between audited figures in respect of the full financial year and the published figures upto the end of third quarter.
5) The Board of Directors recommended dividend of Rs.9/- per equity share of Rs.10/- each for the financial year ended 31st March, 2023.
6) The Company is engaged in the manufacturing of pharmaceutical products and has only one reportable segment in accordance with Ind AS-108 "Operating Segments".
7) Figures for the previous periods have been regrouped to conform to the figures of the current periods as and when required in limited context of format of financial results and disclosures thereon specified by SEBI.

For Albert David Limited
(A. K. Kothari)
Executive Chairman
(DIN : 00051900)

Place : Kolkata
Date : 19th May, 2023

FORM A
PUBLIC ANNOUNCEMENT
[Under Regulation 6 of the Insolvency and Bankruptcy Board of India (Insolvency Resolution Process for Corporate Persons) Regulations, 2016]

FOR THE ATTENTION OF THE CREDITORS OF TELEVISION HOME SHOPPING NETWORK LIMITED

RELEVANT PARTICULARS

1.	**Name of Corporate Debtor**	**TELEVISION HOME SHOPPING NETWORK LIMITED**
2.	Date of incorporation of Corporate Debtor	13/06/2016
3.	Authority under which Corporate Debtor is incorporated / registered	Registrar of Companies (ROC) at Mumbai
4.	Corporate Identity No. / Limited Liability Identification No. of Corporate Debtor	U93091MH2006PLC281105
5.	Address of the registered office and principal office (if any) of Corporate Debtor	**Regd Office :** 102, Eshaanm Ghantali Road, Naupada Mumbai Maharashtra -400602 **Other office :** A-48, Sector 67, Basement and Mezzanine Floor, Noida -201301
6.	Insolvency commencement date in respect of Corporate Debtor	**03/03/2023**
7.	Estimated date of closure of insolvency resolution process	**30/08/2023**
8.	Name and Registration number of the insolvency professional acting as Interim Resolution Professional	**DARSHAN BHARATBHAI PATEL** **Reg. No.:**IBBI/IPA-001/IP-P01579/2018-19/12442
9.	Address & email of the interim resolution professional, as registered with the board	31, Vrindavan, Inquilab Society, Gulbai Tekra, Polytechnic, Ahmedabad-380 015 **E-mail:** ca.darshanbpatel@gmail.com
10.	Address and e-mail to be used for correspondence with the Interim Resolution Professional	505, 5th Floor, Sears tower, Gulbai Tekra, Panchwati, Ahmedabad -380006, Gujarat. **Email:** telehomeshop.cirp@gmail.com
11.	Last date for submission of claims	**31/05/2023** (17/03/2023 as per original public announcement)
12.	Classes of creditors, if any, under clause (b) of sub-section (6A) of section 21, ascertained by the Interim Resolution Professional	Not Applicable As Of Now
13.	Names of insolvency professionals identified to act as authorised representative of creditors in a class (three names for each class)	1. 2. Not Applicable As Of Now 3.
14.	(a) Relevant forms and (b) Details of authorized representatives are available at:	(a) Web link: https://ibbi.gov.in/home/downloads (b) Not applicable

Notice is hereby given that the National Company Law Tribunal, Mumbai Bench has ordered the commencement of a corporate insolvency resolution process of the **Television Home Shopping Network Limited on 03/03/2023** vide order no. CP(IB) 4002(MB)/2019.

The creditors of **Television Home Shopping Network Limited,** are hereby called upon to submit their claims with proof on or before **31/05/2023** to the resolution professional at the address mentioned against entry No. 10.

The financial creditors shall submit their claims with proof by electronic means only. All other creditors may submit the claims with proof in person, by post or by electronic means.

The financial creditor belonging to a class, as listed against the entry 12, shall indicate its choice of authorised representative from among the three insolvency professionals listed against entry no. 13 to at as authrorised representative of the class in form CA.

Submission of false or misleading proofs of claim shall attract penalties.

Note : The above is published due to non-functionality of the process email ID created by IRP due to technical reasons. This is published in the interest of the stakeholders who could not file their claims due to blockage of email Id as per original public announcement made on 06/03/2023 by interim resolution professional.

Darshan Bharatbhai Patel
Resolution Professional for Television Home Shopping Network Ltd.
Date : 20.05.2023 **Reg No. :** IBBI/IPA-001/IP-P01579/2018-2019/12442
Place: Ahmedabad **AFA No**: AA1/12442/02/171123/104835 | **Valid till:** 17.11.2023

"IMPORTANT"

Whilst care is taken prior to acceptance of advertising copy, it is not possible to verify its contents. The Indian Express (P) Limited cannot be held responsible for such contents, nor for any loss or damage incurred as a result of transactions with companies, associations or individuals advertising in its newspapers or Publications. We therefore recommend that readers make necessary inquiries before sending any monies or entering into any agreements with advertisers or otherwise acting on an advertisement in any manner whatsoever.

ECL Finance Limited

Corporate Identity Number : U65990MH2005PLC154854
Registered Office : Tower 3, 5th Floor, Wing 'B', Kohinoor City Mall, Kohinoor City, Kirol Road, Kurla (West), Mumbai – 400070 Tel : +91-22-40094400
Website : https://eclfinance.edelweissfin.com

Financial Results for the year ended March 31 2023

(₹ in Crores)

	Particulars	Quarter Ended		Year Ended	
		31 March 2023 (Audited)	31 March 2022 (Audited)	31 March 2023 (Audited)	31 March 2022 (Audited)
1	Total income from operations	383.00	373.72	1,602.20	1,660.77
2	Net Profit / (Loss) for the period (before Tax, Exceptional and/or Extraordinary items)	30.96	49.27	134.33	52.58
3	Net Profit / (Loss) for the period before Tax (after Exceptional and/or Extraordinary items)	30.96	49.27	134.33	52.58
4	Net Profit / (Loss) for the period after Tax (after Exceptional and/or Extraordinary items)	29.81	43.51	110.84	79.36
5	Total Comprehensive Income for the period [Comprising Profit / (Loss) for the period (after tax) and Other Comprehensive Income (after tax)]	28.97	43.51	110.00	71.38
6	Paid-up equity share capital (Face Value of ₹ 1/- Per Share)	213.83	213.83	213.83	213.83
7	Reserves (excluding Revaluation Reserves)	2,427.12	2,306.65	2,427.12	2306.65
8	Securities Premium Account	1,188.00	1,188.00	1,188.00	1,188.00
9	Net worth[1]	2,671.60	2,559.45	2,671.60	2,559.45
10	Paid-up Debt Capital / Outstanding Debt	10,068.20	10,955.15	10,068.20	10,955.15
11	Outstanding Redeemable Preference Shares	-	-	-	-
12	Debt Equity Ratio [2]	2.91	2.95	2.91	2.95
13	Earnings Per Share (₹) (Face Value of ₹ 1/- each)*				
	- Basic (*)	0.14	0.20	0.52	0.37
	- Diluted (*)	0.11	0.16	0.41	0.29
14	Capital Redemption Reserve		-		-
15	Debenture Redemption Reserve	77.48	100.74	77.48	100.74
16	Debt Service Coverage Ratio (DSCR) [3]	NA	NA	NA	NA
17	Interest Service Coverage Ratio (ISCR) [4]	NA	NA	NA	NA

[1]Net worth = Equity share capital + Other Equity
[2]Debt-equity Ratio = Total debt ((Debt securities-Compulsorily convertible debentures(CCD)) + Borrowings other than debt securities + sub-ordinated liabilities + Securitisation) / (Net worth+CCD)
[3]DSCR = Profit before interest and tax / (Interest expense + Principal repayment in next three / twelve months)
[4]ISCR = Profit before interest and tax / Interest expense
*Not Annualised for the quarter

Notes:

1. The above is an extract of the detailed format of quarter ended financial results filed with the Stock Exchanges in accordance with Regulation 52 of the SEBI (Listing Obligations and Disclosure Requirements) Regulations, 2015 (the 'Listing Regulations, 2015'), as amended and the Accounting Standards specified under section 133 of the Companies Act, 2013 read with the Companies (Indian Accounting Standards) Rules, 2015 as amended and the relevant provisions of the Companies Act, 2013, as applicable. The full format of quarter ended financial results are available on the websites of the Stock exchange (www.bseindia.com and www.nseindia.com) and the Company's website (eclfinance.edelweissfin.com).
2. For the other line items referred in regulation 52 (4) of the LODR Regulations, pertinent disclosures have been made to the Stock Exchange (www.bseindia.com and www.nseindia.com) and the Company's website (https://eclfinance.edelweissfin.com)
3. The above financial results of the Company are reviewed and recommended by the Audit Committee and have been approved by the Board of Directors of the Company at their respective meeting held on May 19, 2023.
4. A Scheme of Amalgamation for merger (Merger by Absorption) of Edelweiss Retail Finance Limited ("ERFL") with the Company ("Transferee Company") and their respective shareholders under section 230 to 232 of the Companies Act, 2013 and the Rules made there under has been filed with the Hon'ble National Company Law Tribunal ("NCLT") on March 26, 2019. Further, on March 25, 2019, the Company had applied for approval from the Reserve Bank of India in relation to the said merger, which was approved by the RBI on September 27, 2019. The Company is in process to obtain NOCs from all the lending banks.

On behalf of the Board of Directors

Phanindranath Kakarla
Managing Director
DIN: 02076676

Mumbai
May 19, 2023

(expleo)

Expleo Solutions Limited

Registered Office : 6A, Sixth Floor, Prince Infocity II, No. 283/3 & 283/4, Rajiv Gandhi Salai (OMR), Kandanchavadi, Chennai – 600 096, India, **Phone :**+ 91 44 4392 3200, **Website :** https://investors.expleo.com/
CIN : L64202TN1998PLC066604

NOTICE OF POSTAL BALLOT AND E-VOTING INFORMATION

NOTICE is hereby given that the Company is seeking approval of its Members by way of Special Resolution for appointment of Mr. Prashant Eknath Bramhankar (DIN 07439819) as Whole-time Director & Chief Operating Officer (Key Managerial Personnel) of the Company for a period of 3 years from April 1, 2023 to March 31, 2026 as approved by the Board of Directors of the Company at its meeting held on Tuesday, April 11, 2023 through Postal Ballot which also includes voting by electronic means (e-voting).

In compliance with General Circular Nos. 14/2020 dated April, 8, 2020, 17/2020 dated April 13, 2020, 20/2020 dated May 5, 2020, 22/2020 dated June 15, 2020, 33/2020 dated September 28, 2020, 39/2020 dated December 31, 2020, 10/2021 dated June 23, 2021, 20/2021 dated December 8, 2021 and 3/2022 dated May 5, 2022, 10/2022 & 11/2022 dated December 28, 2022, issued by the Ministry of Corporate Affairs, Government of India (the "MCA Circulars"), the Members of the Company are hereby informed that the Company has completed transmission of Postal Ballot Notice along with explanatory statement on May 19, 2023 pursuant to Section 110 of the Companies Act, 2013 read with Rule 22 of the Companies (Management and Administration) Rules, 2014 only through electronic mode to those Members whose e-mail addresses are registered with the Company/Depositories and whose names are recorded in the Register of Members/ Beneficial Owner of the Company maintained by the Depositories as on Friday, May 12, 2023 **("Cut-off date**").

The Notice of Postal Ballot is available on the website of the Company (https://investors.expleo.com/), Central Depository Services (India) Limited (**"CDSL**") (www.evotingindia.com) and on the websites of stock exchanges where the equity shares of the Company are listed i.e. National Stock Exchange of India Limited (www.nseindia.com) and BSE Limited (www.bseindia.com).

The Members are provided with the facility to cast their votes on - resolution set forth in the Postal Ballot Notice using electronic voting systems. The Company has engaged the services of Central Depository Services (India) Limited ("**CDSL**") to provide e-voting facility to its Members.

The remote e-voting shall commence on Monday, May 22, 2023, 09.00 a.m. (IST) and ends on Tuesday, June 20, 2023, 5.00 p.m. (IST). The e-voting module shall be disabled by the CDSL thereafter. Voting rights of the Members shall be in proportion to the shares held by them in the paid-up equity share capital of the Company as on Cut-off date. The communication of the assent or dissent of the Members would take place only through the remote e-voting system. Only those Members whose names are recorded in the Register of Members or Register of Beneficial Owner of the Company maintained by the Depositories as on the cut-off date will be entitled to cast their votes by remote e-voting. Once the vote on the resolution is cast by the Members, he/she shall not be allowed to change it subsequently. A person who is not a Member as on the Cut-off date should treat this Notice for information purpose only.

Members who have not updated their e-mail address are requested to register the same with the Depository through their Depositories participant and /or by writing to Company's Registrar and Share Transfer Agent, Cameo Corporate Services Limited ("RTA") at investor@cameoindia.com in respect of shares held by them in electronic/Physical form.

The remote voting by electronic means shall not be allowed beyond Tuesday, June 20, 2023, 5.00 p.m. Members who have not received Postal Ballot Notice by e-mail, may send an e-mail to Company at investor.expleosol@expleogroup.com or write to Company's Registrar and Share Transfer Agent at Cameo Corporate Services Limited, Registrar and Transfer Agents, 'Subramanian Building', No.1, Club House Road, Chennai – 600 002, Email: investor@cameoindia.com or download the same from the Company's website at (https://investors.expleo.com/).

In case of any queries relating to e-voting, you may refer Help & FAQ section of www.evotingindia.com (CDSL Website). For any queries connected with voting by Postal Ballot (including e-voting) contact Ms. Komala, Senior Manager, Cameo Corporate Services Limited, "Cameo", Email: investor@cameoindia.com, Tel: +91 044 – 2846 0390 / 044 – 4002 0700.

The results of the Postal Ballot will be announced by the Chairman / Managing Director & CEO / Director on Thursday, June 22, 2023 at 5.00 p.m. at the Registered Office of the Company. The results along with the Scrutinizer Report will be posted on the Company's website at https://investors.expleo.com/ and website of CDSL (www.evotingindia.com) and on the websites of National Stock Exchange of India Limited (www.nseindia.com) and BSE Limited (www.bseindia.com).

For and behalf of Board of Directors
Expleo Solutions Limited

Balaji Viswanathan
Managing Director and CEO

Place: Chennai
Date : May 20, 2023

Thomas Cook (India) Limited

Regd Office: 11th Floor, Marathon Futurex, N.M. Joshi Marg, Lower Parel (E), Mumbai - 400 013
Tel.: +91 22 4242 7000 **Fax:** +91 22 2302 2864
Website: www.thomascook.in • **Email:** sharedept@thomascook.in
CIN: L63040MH1978PLC020717

Thomas Cook

AUDITED CONSOLIDATED FINANCIAL RESULTS FOR THE QUARTER AND YEAR ENDED 31ST MARCH, 2023

(Rs. In Lakhs, except Earnings per share)

Particulars	Quarter ended 31st March 2023 (Refer Note no. 4)	Year ended 31st March 2023	Quarter ended 31st March 2022 (Refer Note no. 4)
Total Income from operations	1,32,393.4	5,11,119.5	52,878.5
Net Profit / (Loss) for the period (before tax, Exceptional and/or Extraordinary items)	(617.5)	2,826.0	(4,878.7)
Net Profit / (Loss) for the period before tax (after Exceptional and/or Extraordinary items)	(617.5)	2,623.2	(5,177.0)
Net Profit / (Loss) for the period after tax (after Exceptional and/or Extraordinary items)	(1,074.0)	976.1	(5,128.8)
Total Comprehensive Income for the period	(894.8)	1,937.1	(3,680.5)
Equity Share Capital	4,703.8	4,703.8	4,422.8
Reserves (excluding revaluation reserves)(Refer Note no. 3)	1,12,991.9	1,12,991.9	1,02,751.1
Earnings per share (of Re. 1 each)			
Basic :	(0.15)	0.14	(1.40)
Diluted :	(0.15)	0.14	(1.40)
Earnings per share (after extraordinary items) (of Re. 1 each)			
Basic :	(0.15)	0.10	(1.40)
Diluted :	(0.15)	0.10	(1.40)

Notes:

1. The above is an extract of the detailed format of the Quarter and Year ended Financial Results filed with the Stock Exchanges under Regulation 33 of the SEBI (Listing Obligations and Disclosure Requirements) Regulations, 2015. The full format of the Quarter and Year ended Financial Results are available on the Stock Exchanges website [www.bseindia.com], [www.nseindia.com] and company's website [www.thomascook.in].
2. The above results were reviewed by the Audit Committee and approved by the Board of Directors at its meeting held on 18th May, 2023.
3. Reserves (excluding revaluation reserves) are stated as at 31st March, 2023 and 31st March, 2022.
4. The standalone and consolidated results for the quarter and year ended 31st March, 2023 have been audited by the Statutory Auditors of the company. The consolidated figures for the quarter ended 31st March, 2023 and 31st March, 2022 are the balancing figures between audited figures in respect of the full financial year and the published unaudited year to date figures upto the end of the third quarter of the relevant financial year, which were subjected to limited review by the Statutory Auditors of the Company.
5. The details as required under SEBI (Listing Obligations and Disclosure Requirements) Regulations, 2015 in relation to the Standalone Results are as follows:

(Rs. In Lakhs)

Particulars	Quarter ended 31st March 2023 (Refer Note no.4)	Year ended 31st March 2023	Quarter ended 31st March 2022 (Refer Note no.4)
Turnover	36,819.2	136,402.5	7,936.0
Net Profit / (Loss) for the period (before tax, Exceptional and/or Extraordinary items)	(3.4)	2,077.0	(3,334.6)
Net Profit / (Loss) for the period before tax (after Exceptional and/or Extraordinary items)	(3.4)	1,874.2	(3,841.9)
Net Profit / (Loss) for the period after tax (after Exceptional and/or Extraordinary items)	(184.3)	150.2	(3,507.8)

6. The Company had issued and allotted 43,56,57,000 Optionally Convertible Cumulative Redeemable Preference Shares (OCCRPS) of Rs. 10 each for cash at par aggregating to Rs. 43,565.7 lakhs to Fairbridge Capital (Mauritius) Limited, promoter of the Company (Fairfax), on a private placement basis in April 2021. The Company has converted all the OCCRPS into 9,21,05,073 Equity Shares at a conversion price of Rs. 47.30 per share. Post conversion, the equity shareholding of Fairfax is 72.34%.
7. The Board of Directors has recommended a dividend of Rs. 0.40 per equity share of the face value of Re. 1 each for the financial year ended 31st March, 2023. The dividend payment is subject to the approval of the shareholders at the ensuing Annual General Meeting and applicable taxes.

For **Thomas Cook (India) Limited**
Mahesh Iyer | **Madhavan Menon**
DIN:07560302 | **DIN:00008542**
Executive Director & Chief Executive Officer | **Chairman & Managing Director**

Place: Mumbai
Date: 18th May, 2023

EQUITY DERIVATIVES SEGMENT

Sebi mandates disclosure of risks for individual traders

PRESS TRUST OF INDIA
New Delhi, May 19

SEBI ON FRIDAY decided to introduce risk disclosure framework for individual traders with respect to trading in the equity futures and options (F&O) segment, with an aim to facilitate informed decision making by investors,.

The new framework would come into force from July 1, Sebi said in a circular. Under it, all stock brokers will have to display the risk disclosures on their websites and also inform all their clients in the specified manner.

Upon login into their trading accounts with brokers, clients may be prompted to read the 'risk disclosures' — which may appear as a pop-up window — and would be allowed to proceed ahead only after acknowledging the same.

Further, such disclosures should be displayed prominently, covering at least 50% area of the screen.

Sebi noted that there has been increased participation of investors in the securities market, including in the derivatives segment. "While investors are expected to make investment decisions based on their own due diligence and risk appetite, it is important to empower them with detailed information about the risks associated with trading in derivatives," Sebi said.

In addition, all qualified stock brokers (QSBs) have been directed to maintain the profit and loss (P&L) data of their clients on a continuous basis. Such data need to be retained for at least five years.

The stock exchanges and depositories have been directed to display the risk disclosures on their respective websites, with a link to a study conducted by Sebi.

In the study conducted by Sebi in January, it was revealed that 9 out of 10 individual traders in equity F&O segment incurred net losses in financial year 2021-22, with an average loss of ₹1.1 lakh. On the other hand, only 11% of individual traders in the equity F&O segment made a profit, with an average profit of ₹1.5 lakh.

INVESTOR-FRIENDLY

- All stock brokers will have to display the risk disclosures on their websites and also inform all their clients in the specified manner
- Qualified stock brokers have been directed to maintain the profit and loss (P&L) data of their clients on a continuous basis

Bandhan Bank profit dives 58% in March qtr

MITHUN DASGUPTA
Kolkata, May 19

BANDHAN BANK ON Friday reported a 57.5% year-on-year decline in its net profit to ₹808.29 crore for the fourth quarter last fiscal as provisions rose sharply and the operating profit decreased.

The Kolkata-based bank had posted a net profit of ₹1,902.34 crore for the year-ago period. On a quarter-on-quarter basis, the net profit witnessed a 178% increase from ₹290.57 crore in Q3FY23, according to a stock exchange filing.

The operating profit fell 28.78% Y-o-Y to ₹1,795.65 crore for the quarter under review as net interest income (NII) and non-interest income declined by 2.69% and 35.28%, respectively. NII fell to ₹2,471.78 crore from ₹2,540.18 crore while non-interest income decreased to ₹629.14 crore from ₹972.11 crore.

Net interest margin (NIM) for the year ended March 31, 2023, stood at 7.2%, against 8.2% as of March 31, 2022. Chandra Shekhar Ghosh, MD & CEO, said the NIM was expected to be around 7-7.5% for the current financial year. NII for the fourth quarter last fiscal was impacted due to comparatively higher interest rates on the deposit side, Ghosh said.

Muthoot Finance profit falls 6%

FE BUREAU
Chennai, May 19

GOLD LOAN MAJOR Muthoot Finance on Friday posted a standalone net profit of ₹903 crore for Q4FY23, compared with ₹960 crore for the year-ago period, registering a decline of 6%.

The standalone income stood at ₹2, 864 crore, compared to ₹2,678 crore, an increase of around 7%. Gold loan assets stood at ₹61,875 crore, against ₹57,531 crore, registering a growth of 8%.

Consolidated net profit was flat at ₹1,009 crore, against ₹1,006 crore in the corresponding quarter of last fiscal.

George Alexander Muthoot, MD, said, "The gold loan assets growth during Q4 FY23 was the highest ever for any fourth quarter. Disbursements, too, stood historic high for any Q4 at ₹51,850 crore. Increase in Stage 3 assets is purely an accommodation given to customers for a few more months on the back of higher collateral value, and we do not envisage any loss on account of the extended time."

The board has approved an interim dividend of 220%, that is, ₹22 per equity share of ₹10, involving a payout of ₹883 crore for FY 23.

George Jacob Muthoot, chairman, Muthoot Group, said, " Our vision is to remain the leader in gold loan business, and at the same time, cater to a large customer base with various loan products to meet their varied requirements. In this process, we expect to grow the loan book by 10-15% during FY 24."

Muthoot Finance has launched small business loans to address the prevailing gap of credit access to the MSME segment with unsecured loan ticket size of up to ₹10 lakh.

AKSH OPTIFIBRE LIMITED

Registered Office: F-1080, RIICO Industrial Area, Phase-III, Bhiwadi-301019 (Rajasthan)
Corporate Office: A 32, 2nd Floor, Mohan Co- operative Indl. Estate, Mathura Road, New Delhi-110044
Corporate Identification No. (CIN) : L24305RJ1986PLC016132

Live Smart

EXTRACT OF STANDALONE FINANCIAL RESULTS FOR THE QUARTER & FINANCIAL YEAR ENDED MARCH 31, 2023

Rs. In lakhs except per share data

S. No.	Particulars	Quarter Ended			Year Ended	
		Mar/23 (Unaudited)	Dec/22 (Unaudited)	Mar/22 (Unaudited)	Mar/23 (Audited)	Mar/22 (Audited)
1.	Total income from operations	7,688.75	6,659.37	8,660.55	27,771.01	30,744.91
2.	Net Profit for the period (before tax and exceptional items)	645.13	721.50	714.69	2,142.05	2,391.42
3.	Net Profit for the period before tax (after exceptional items)	760.59	721.50	717.15	2,257.51	2,397.12
4.	Net Profit for the period after tax (after exceptional items)	519.71	479.58	493.35	1,542.53	1,701.85
5.	Total Comprehensive Income for the period [Comprising Profit/(loss) for the period (after tax) and Other Comprehensive Income (after tax)]	532.99	479.58	508.89	1,555.81	1,754.58
6.	Paid-up Equity Capital (Face Value Rs .5 each)	8,134.90	8,134.90	8,134.90	8,134.90	8,134.90
7.	Other equity				21,873.23	20,317.42
8.	Earnings Per Share (of Rs. 5/- each) Basic : Diluted:	0.32 0.32	0.29 0.29	0.30 0.30	0.95 0.95	1.05 1.05

EXTRACT OF CONSOLIDATED FINANCIAL RESULTS FOR THE QUARTER & FINANCIAL YEAR ENDED MARCH 31, 2023

Rs. In lakhs except per share data

S. No.	Particulars	Quarter Ended			Year Ended	
		Mar/23 (Unaudited)	Dec/22 (Unaudited)	Mar/22 (Unaudited)	Mar/23 (Audited)	Mar/22 (Audited)
1.	Total income from operations	8,017.03	6,943.98	8,855.39	28,933.77	32,089.94
2.	Net Profit for the period (before tax and exceptional items)	248.12	388.56	385.04	743.97	586.93
3.	Net Profit / loss for the period before tax (after exceptional items)	-1,112.64	326.71	387.35	-678.65	588.06
4.	Net Profit / (loss) for the period after tax (after exceptional items)	-1,343.80	92.73	167.67	-1,357.68	-41.53
5.	Total Comprehensive Income for the period [Comprising Profit / (loss) for the period (after tax) and Other Comprehensive Income (after tax)]	-2,981.87	86.07	126.75	-2,811.03	41.00
6.	Paid-up Equity Capital (Face Value Rs. 5 each)	8,134.90	8,134.90	8,134.90	8,134.90	8,134.90
7.	Other equity				-588.82	2,222.21
8.	Earnings Per Share (of Rs. 5/- each) Basic : Diluted:	-0.83 -0.83	0.06 0.06	0.10 0.10	-0.83 -0.83	-0.03 -0.03

Note: The above is an extract of the detailed format of Quarterly/Annually Financial results filed with Stock Exchanges under Regulation 33 of the SEBI (Listing Obligations and Disclosure Requirement) Regulations 2015. The full format of the Quarterly/Financial year ended results are available on the Company's website i.e. www.akshoptifibre.com and on the stock exchange websites i.e. www.bseindia.com & www.nseindia.com.

For and on behalf of the Board of Directors
For Aksh Optifibre Limited
Sd/-
Dr. Kailash S. Choudhari
Chairman
DIN : 00023824

Place: New Delhi
Date : 19.05.2023

'Small-ticket loans could give payments bank model a boost'

PIYUSH SHUKLA
Mumbai, May 19

Airtel Payments Bank MD & CEO Anubrata Biswas

PAYMENTS BANKS TOUCH the lives of more than 100 million consumers each month, and enabling such players to offer small-ticket micro loans from their own balance sheets could significantly boost the viability of the model and enable more financial inclusion, Airtel Payments Bank managing director and chief executive officer Anubrata Biswas told fe on Friday.

"Today, if the payment bank industry is touching more than 100 million views, if we as an industry are allowed to offer small-ticket micro loans, then imagine the impact of financial inclusion which we will suddenly have where we bring millions of people into formal credit...," the MD said, adding that such banks could be "much more prudent and pragmatic" in underwriting loans as they have a better last-mile connect with customers.

"Q4FY23 was our strongest quarter in the fiscal. To give some sense, we clocked around ₹379 crore of revenue, up 19% QoQ, so just on an annualized Q4FY23, you would see stronger growth coming through in FY24. Because of our strong digital consumer propositions of convenience and safety, we are seeing a very strong uptick," Biswas said.

"We see no abetting of it in the current year. So across three lines – deposit, payments and consumers using more products, which is resulting in fee income – all are showing healthy growth, therefore we expect to see a strong year going ahead as well...," he added.

Further, Airtel Payments Bank is also seeing a strong uptick in user growth in rural areas and its digital channels. In rural hinterlands of Bihar, West Bengal and Odisha, the payments bank is seeing strong traction from tier-V and tier-VI cities, Biswas said.

"Both these markets are significantly under-penetrated, we are seeing this as a large, under-served opportunity, the need for safety in urban India and the need for convenience in rural India...we are choosing to continue to invest in growing our scale because the payment bank model and how it can serve India are really contingent on the scale...so the real metrics of value for us would be revenue growth, user growth and usage growth...," the MD said.

Sebi seeks to boost liquidity in corporate bond market

WITH AN AIM to boost liquidity in the secondary market for corporate bonds, Sebi on Friday came out with a proposal for enabling direct participation by clients in the tri-party repo segment for corporate bonds. The proposal will facilitate direct participation in repo transactions in corporate bonds by entities which cannot take direct membership of the stock exchange, clearing corporation such as NBFCs, insurance companies, mutual funds, etc.

Sebi has suggested for facilitating transactions directly between clients and the Limited Purpose Clearing Corporation (LPCC) in the tri-party repo segment as well as to enabling contribution by such clients directly to the Core SGF (Settlement Guarantee Fund).

—PTI

SUMITOMO CHEMICAL INDIA LIMITED

(CIN: L24110MH2000PLC124224)

Regd. Office: Building No. 1, Ground Floor, Shant Manor CHS Ltd., Chakravarti Ashok 'X' Road, Kandivli (East), Mumbai - 400 101

EXTRACT OF AUDITED STANDALONE AND CONSOLIDATED FINANCIAL RESULTS FOR THE QUARTER AND YEAR ENDED 31ST MARCH, 2023

(₹ in million)

Sr. No.	Particulars	Standalone				Consolidated			
		For the Quarter Ended 31st March, 2023	For the Quarter Ended 31st March, 2022	For the Year Ended 31st March, 2023	For the Year Ended 31st March, 2022	For the Quarter Ended 31st March, 2023	For the Quarter Ended 31st March, 2022	For the Year Ended 31st March, 2023	For the Year Ended 31st March, 2022
		(Audited)	(Audited)	(Audited)	(Audited)	(Audited)	(Audited)	(Audited)	(Audited)
1	Total income from operations (net)	6,515.73	6,640.36	35,109.68	30,601.90	6,515.73	6,640.73	35,109.68	30,612.16
2	Profit for the period before tax	819.65	1,040.95	6,554.04	5,858.20	816.24	1,041.34	6,541.76	5,757.31
3	Profit for the period after tax	724.70	747.13	5,034.37	4,337.33	721.29	746.53	5,022.09	4,235.45
4	Total Comprehensive Income for the period [Comprising Profit for the period (after tax) and Other Comprehensive Income (after tax)]	731.49	772.06	5,054.70	4,364.58	727.78	769.16	5,044.85	4,259.29
5	Paid up Equity Share Capital (Face value ₹10/- per Equity Share)	4,991.46	4,991.46	4,991.46	4,991.46	4,991.46	4,991.46	4,991.46	4,991.46
6	Basic and Diluted Earnings per share of ₹10/- each [not annualised] (₹)*	*1.45	*1.50	10.09	8.69	*1.45	*1.50	10.06	8.49

Note:

The above is an extract of the detailed format of Quarterly Financial Results filed with the Stock Exchanges under Regulation 33 of the SEBI (Listing Obligations and Disclosure Requirements) Regulations, 2015. The full format of the Quarterly Financial Results are available on the Company's website at **www.sumichem.co.in** and also on the websites of the Stock Exchanges at **www.nseindia.com** and **www.bseindia.com**

Sumitomo Chemical India Limited
Chetan Shah
(Managing Director)
DIN: 00488127

Place: Mumbai
Date: 18th May, 2023

HINDUSTAN ORGANIC CHEMICALS LIMITED

(A Government of India Enterprise)

Registered Office: Post Bag No: 18, Ambalamugal P.O, Ernakulam District, Kerala - 682 302, India

CIN:L99999MH1960GOI011895

EXTRACT OF AUDITED FINANCIAL RESULTS (STANDALONE AND CONSOLIDATED) FOR THE YEAR ENDED 31ST MARCH 2023

Sr. No.	PARTICULARS	STANDALONE (Rs.in lakhs)					CONSOLIDATED (Rs.in lakhs)				
		Quarter Ended			Year Ended		Quarter Ended			Year Ended	
		31-03-2023	31-12-2022	31-03-2022	31-03-2023	31-03-2022	31-03-2023	31-12-2022	31-03-2022	31-03-2023	31-03-2022
		(Audited)	(Unaudited)	(Audited)	(Audited)	(Audited)	(Audited)	(Unaudited)	(Audited)	(Audited)	(Audited)
1.	Total Income from Operations	19248.75	17638.76	22034.62	64298.16	46510.12	19,276.21	17,645.13	22,207.84	64,445.44	46,728.26
2.	Net Profit / (Loss) for the period(before Tax, Exceptional and/or Extraordinary items)	(232.08)	(1329.86)	3578.33	(5022.41)	(2618.82)	(563.91)	(1,369.48)	3,233.81	(5,533.72)	(3,231.69)
3.	Net Profit / (Loss) for the period before tax (after Exceptional and/or Extraordinary items)	(232.08)	(1329.86)	3578.33	(5022.41)	(2618.82)	(563.91)	(1,369.48)	3,233.81	(5,533.72)	(3,231.69)
4.	Net Profit / (Loss) for the period after tax (after Exceptional and/or Extraordinary items)	(232.08)	(1329.86)	3578.33	(5022.41)	(2618.82)	(563.91)	(1,369.48)	3,233.81	(5,533.72)	(3,231.69)
5.	Total Comprehensive Income for the period [Comprising Profit / (Loss) for the period (after tax) and Other Comprehensive Income (after tax)]	550.70	(1329.86)	5181.26	(4239.63)	(1015.89)	270.86	(1,369.48)	4,673.03	(4,698.95)	(1,792.47)
6.	Equity Share Capital	6726.96	6726.96	6726.96	6726.96	6726.96	6,726.96	6,726.96	6,726.96	6,726.96	6,726.96
7.	Reserves (excluding Revaluation Reserve) as shown in the Audited Balance Sheet of the previous year				(102239.91)	(97217.51)				(108,980.59)	(103,654.66)
8.	Earnings Per Share (of Rs.10/- each) (forcontinuing and discontinued operations) - 1. Basic: 2. Diluted:	(0.35) (0.35)	(1.98) (1.98)	5.33 5.33	(7.48) (7.48)	(3.90) (3.90)	(0.84) (0.84)	(2.04) (2.04)	4.81 4.81	(8.24) (8.24)	(4.81) (4.81)

Notes: The above is an extract of detailed format of Quarterly/Annual Financial Result filed with the Stock Exchange under Regulations 33 & 52 of SEBI (Listing Obligations and Disclosure Requirements) Regulation, 2015. The full format of these Financial Results are available on the website of Stock Exchanges www.bseindia.com and on the Company's website www.hoclindia.com

For and on behalf of the Board of Directors of HOCL
Sd/-
Sajeev B.
Chairman & Managing Director
DIN 09344438

Place: Ernakulam, Kerala
Date : 18th May, 2023

ABANS

ABANS HOLDINGS LIMITED

(Formerly known as Abans Holdings Private Limited)

Registered Office: 36, 37, 38A, Floor 3, Nariman Bhavan, Backbay Reclamation, Nariman Point, Mumbai - 400 021 | **Phone No.:** +91-022-61790000 | **Website:** www.abansholdings.com; **Email Id:** compliance@abansholdings.com | **CIN:** U74900MH2009PLC231660

EXTRACT OF AUDITED CONSOLIDATED FINANCIAL RESULTS FOR THE QUARTER AND YEAR ENDED 31ST MARCH, 2023

(Rs. in Lacs except EPS & Ratios)

Sr. No.	Particulars	Quarterended		Year ended	
		31-Mar-23 (Audited)	31-Dec-22 (Unaudited)	31-Mar-23 (Audited)	31-Mar-22 (Audited)
1	Total Income from Operations	57,284.74	26,590.42	1,16,402.70	64,623.46
2	Net Profit / (Loss) for the period (before Tax, Exceptional and/or Extraordinary items#)	2,545.70	1,758.48	7,608.84	6,751.02
3	Net Profit / (Loss) for the period before tax (after Exceptional and/or Extraordinary items#)	2,545.70	1,758.48	7,595.76	6,616.91
4	Net Profit / (Loss) for the period after tax (after Exceptional and/or Extraordinary items#)	2,257.95	1,516.75	7,029.37	6,184.04
5	Total Comprehensive Income for the period [Comprising Profit / (Loss) for the period (after tax) and Other Comprehensive Income (after tax)]	1,402.79	2,249.48	10,458.34	7,782.28
6	Equity Share Capital (Face value of Rs. 2 each)	1,002.92	1,002.92	1,002.92	926.92
7	Reserves (excluding Revaluation Reserve) as shown in the Audited Balance Sheet of the previous year	—	—	81,685.04	62,186.56
8	Earnings Per Share (of Rs. 2/- each) (for continuing and discontinued operations)				
	1. Basic: Before Exceptional Item	4.66	3.25	14.81	13.44
	2. Diluted: Before Exceptional Item	4.66	3.25	14.81	13.44
	3. Basic: After Exceptional Item	4.66	3.25	14.84	13.34
	4. Diluted: After Exceptional Item	4.66	3.25	14.84	13.34

Note:

a) The above is an extract of the detailed format of Quarterly Financial Results filed with the Stock Exchanges under Regulation 33 of the SEBI (Listing Obligations and Disclosure Requirements) Regulations, 2015. The full format of the Quarterly Financial Results are available on the websites of BSE Limited i.e. www.bseindia.com, National Stock Exchange Limited i.e. www.nseindia.com and of the Company i.e. https://abansholdings.com.

b) The above results have been reviewed and recommended by the Audit Committee and approved by the Board of Directors at their meeting held on 19 May 2023. The Statutory Auditors have carried out an audit of the results for the quarter and financial year ended 31 March, 2023.

c) Additional information on standalone financial results is as follows:

Sr. No.	Particulars	Quarterended		Year ended	
		31-Mar-23 (Audited)	31-Dec-22 (Unaudited)	31-Mar-23 (Audited)	31-Mar-22 (Audited)
1	Total Income from Operations	135.62	53.80	204.51	36.00
2	Net Profit / (Loss) for the period (before Tax, Exceptional and/or Extraordinary items#)	98.94	16.31	125.85	25.00
3	Net Profit / (Loss) for the period before tax (after Exceptional and/or Extraordinary items#)	98.94	16.31	125.85	25.00
4	Net Profit / (Loss) for the period after tax (after Exceptional and/or Extraordinary items#)	86.26	12.20	106.39	17.88
5	Total Comprehensive Income for the period [Comprising Profit /(Loss) for the period (after tax) and Other Comprehensive Income (after tax)]	86.26	12.20	106.39	17.88

For Abans Holdings Limited
(Formerly known as Abans Holdings Private Limited)
Sd/-
Abhishek Bansal
(Managing Director)

Place: Mumbai
Date: May 19, 2023

DEBTS RECOVERY TRIBUNAL CHANDIGARH, (DRT-2)

1st Floor, SCO 33-34-35, Sector 17-A, Chandigarh
(Additional space allotted on 3rd & 4th Floor also)

Case No.: OA/1206/2020

Summons under Sub-Section (4) of Section 19 of the Act, read with Sub- rule (2A) of rule 5 of the Debt Recovery Tribunal (Procedure) Rules, 1993. **Exh. No. 16119**

UNION BANK OF INDIA (ANDHRA BANK)
VS. NIRMAL KUMAR THAKUR

To,

1. Nirmal Kumar Thakur D/W/S/O- Sh. Inder Lal.
Sh. Nirmal Kumar Thakur S/o Sh. Inder Lal, R/o House No. 901, Sector 80, SAS Nagar, Mohali-140110. Sahibzada Ajit Singh Nagar/Mohali/Ajitgarh,Punjab.
2. Shri Parkash Thakur Son of Shri Inder Lal R/o House No. 901, Sector 80, SAS Nagar, Mohali, Punjab-140110.

SUMMONS

Whereas **OA/1206/2020** was listed before Hon'ble Presiding Officer/Registrar on **24.01.2023.**

Whereas this Hon'ble Tribunal is pleased to issue summons/notice on the said Application under section 19(4) of the Act, (OA) filed against you for recovery of debts of **Rs. 24,37,954.14** (application along with copies of documents etc. annexed)

In accordance with sub-section (4) of section 19 of the Act, you, the defendants are directed as under :-

(i) To show cause within thirty days of the service of summons as to why relief prayed for should not be granted :.

(ii) To disclose particulars of properties or assets other than properties and assets specified by the applicant under serial number 3A of the original application.

(iii) You are restrained from dealing with or disposing of secured assets or such other assets and properties disclosed under serial number 3A of the original application, pending hearing and disposal of the application for attachment of properties.

(iv) You shall not transfer by way of sale, lease or otherwise, except in the ordinary course of his business any of the assets over which security interest is created and/or other assets and properties specified or disclosed under serial number 3A of the original application without the prior approval of the Tribunal.

(v) You shall be liable to account for the sale proceeds realised by sale of secured assets or other assets and properties in the ordinary course of business and deposit such sale proceeds in the account maintained with the bank or financial institutions holding security interest over such assets.

You are also directed to file the written statement with a copy thereof furnished to the applicant and to appear before Registrar on **03.08.2023 at 10:30 A.M.** failing which the application shall be heard and decided in your absence.

Given under my hand and the seal of this Tribunal on this date **13.02.2023.**

DEBTS RECOVERY TRIBUNAL CHANDIGARH, (DRT-2)

1st Floor, SCO 33-34-35, Sector 17-A, Chandigarh
(Additional space allotted on 3rd & 4th Floor also)

Case No.: OA/3583/2017

Summons under Sub-Section (4) of Section 19 of the Act, read with Sub- rule (2A) of rule 5 of the Debt Recovery Tribunal (Procedure) Rules, 1993. **Exh. No. 17759**

CORPORATION BANK
VS
CANADA WIDE AND ORS

To,

1. Canada Wide and Ors.
Canada Wide Immigration Consultants India Private Limited, SCO No. 45-46, Second Floor, Madhya Marg, Sector 8-C, Chandigarh through its Director Mrs. Alka Bhalla, Duncan Mill Road, Toronto Ontario M3B-1Z4, Canada.
Also At :-
Duncan Mill Road, Toronto Ontario, M3B 124, Canada, Non India State, Non India.
2) Pawan Raj Bhalla, Chairman Canada Wide Immigration Consultants India Pvt. Ltd, Duncan Mill Road, Toronto Ontario, M3B 124, Canada.
Also At :-
Mrs. Alka Bhalla, Duncan Mill Road, Toronto Ontario, M3B 124, Canada, Non India State, Non India.
Legal Heairs : 1 :-
Mrs. Alka Bhalla Director Duncan Mill Road, Toronto Ontario, M3B 124, Canada.
3. Mrs. Alka Bhalla Director Duncan Mill Road, Toronto Ontario, M3B 124, Canada, Non India State, Non India.

SUMMONS

Whereas **OA/3583/2017** was listed before Hon'ble Presiding Officer/Registrar on **01.05.2023.**

Whereas this Hon'ble Tribunal is pleased to issue summons/notice on the said Application under section 19(4) of the Act (OA) filed against you for recovery of debts of **Rs. 36,00,234/-** (application along with copies of documents etc. annexed)

In accordance with sub-section (4) of section 19 of the Act you the defendants are directed as under :-

(i) To show cause within thirty days of the service of summons as to why relief prayed for should not be granted :.

(ii) To disclose particulars of properties or assets other than properties and assets specified by the applicant under serial number 3A of the original application.

(iii) You are restrained from dealing with or disposing of secured assets or such other assets and properties disclosed under serial number 3A of the original application, pending hearing and disposal of the application for attachment of properties.

(iv) You shall not transfer by way of sale, lease or otherwise, except in the ordinary course of his business any of the assets over which security interest is created and/or other assets and properties specified or disclosed under serial number 3A of the original application without the prior approval of the Tribunal.

(v) You shall be liable to account for the sale proceeds realised by sale of secured assets or other assets and properties in the ordinary course of business and deposit such sale proceeds in the account maintained with the bank or financial institutions holding security interest over such assets.

You are also directed to file the written statement with a copy thereof furnished to the applicant and to appear before Registrar on **26.07.2023 at 10:30 A.M.** failing which the application shall be heard and decided in your absence.

Given under my hand and the seal of this Tribunal on this date **17.05.2023.**

DEBTS RECOVERY TRIBUNAL CHANDIGARH (DRT 2)

1st Floor SCO 33-34-35 Sector- 17 A, Chandigarh
(Additional space allotted on 3rd & 4th Floor also)

Case No.: OA/690/2020 **Form No. 3**
[See Regulation - 15(1)(a)/16(3)

Summons under sub-section (4) of section 19 of the Act, read with sub-rule (2A) of rule 5 of the Debt Recovery Tribunal (Procedure) Rules,1993.

KARNATAKA BANK LIMITED Exh. No.: 17801
VS
GALAXY SPRINGS INDUSTRIES AND OTHERS *.

To

(1) GALAXY SPRINGS INDUSTRIES AND OTHERS ...
D/W/S/O - SEEMA TYAGI
M/S GALAXY SPRING INDUSTRIES A PROPRIETORSHIP FIRM, THROUGH ITS PROPRIETOR MRS. SEEMA TYAGI
W/O MR. TEJBIR SINGH TYAGI, HAVING THEIR RESIDENCE AT RZ-119/15 TUGLAKABADNCR, NCR, NEW DELHI, New Delhi ,DELHI

(2) MRS. SEEMA TYAGI W/O MR. TEJBIR SINGH TYAGI, RESIDENT OF HOUSE NO. RZ-119/15, TUGLAKABAD EXTENSION, NEW DELHI.

(3) MR. TEJBIR SINGH TYAGI S/O MR. RICHHPAL SINGH TYAGI RESIDENT OF HOUSE NO. RZ-119/15, TUGLAKABAD EXTENSION, NEW DELHI

(4) MR. AMIT TYAGI S/O MRS. SEEMS TYAGI RESITDENT OF HOUSE NO. RZ-119/15,TUGLAKABAD NEW DELHI.

SUMMONS

WHEREAS, OA/690/2020 was listed before Hon'ble Presiding Officer/ Registrar on **02/01/2023.**

WHEREAS this Hon'ble Tribunal is pleased to issue summons/notice on the said Application under section 19(4) of the Act, (OA) filed against you for recovery of debts of **Rs. 11232684/-** (application along with copies of documents etc. annexed).

In accordance with sub-section (4) of section 19 of the Act, you, the defendants are directed as under:-

(i) to show cause within thirty days of the service of summons as to why relief prayed for should not be granted;

(ii) to disclose particulars of properties or assets other than properties and assets specified by the applicant under serial number 3A of the original application;

(iii) you are restrained from dealing with or disposing of secured assets or such other assets and properties disclosed under serial number 3A of the original application, pending hearing and disposal of the application for attachment of properties;

(iv) you shall not transfer by way of sale, lease or otherwise, except in the ordinary course of his business any of the assets over which security interest is created and/ or other assets and properties specified or disclosed under serial number 3A of the original application without the prior approval of the Tribunal;

(v) you shall be liable to account for the sale proceeds realised by sale of secured assets or other assets and properties in the ordinary course of business and deposit such sale proceeds in the account maintained with the bank or financial institutions holding security interest over such assets.

You are also directed to file the written statement with a copy there of furnished to the applicant and to appear before **Registrar** on **24/05/2023 at 10:30A.M.** failing which the application shall be heard and decided in your absence.

Given under my hand and the seal of this Tribunal on this date: **18/05/2023:**

BY ORDER OF TRIBUNAL,
ASSISTANT REGISTRAR
DRT - II CHANDIGARH

CAPRI GLOBAL CAPITAL LIMITED

Registered & Corporate Office :- 502, Tower-A, Peninsula Business Park, Senapati Bapat Marg, Lower Parel, Mumbai-400013,
Circle Office :-9B, 2nd Floor, Pusa Road, New Delhi – 110060

DEMAND NOTICE

Under Section 13(2) of the Securitisation And Reconstruction of Financial Assets And Enforcement Of Security Interest Act, 2002 read with Rule 3 (1) of the Security Interest (Enforcement) Rules, 2002. The undersigned is the Authorised Officer of Capri Global Capital Limited .(CGCL) under Securitisation And Reconstruction Of Financial Assets And Enforcement of Security Interest Act, 2002 (the said Act). In exercise of powers conferred under Section 13(12) of the said Act read with Rule 3 of the Security Interest (Enforcement) Rules, 2002, the Authorised Officer has issued Demand Notices under section 13(2) of the said Act, calling upon the following Borrower(s) (the "said Borrower(s)"), to repay the amounts mentioned in the respective Demand Notice(s) issued to them that are also given below. In connection with above, Notice is hereby given, once again, to the said Borrower(s) to pay to CGCL, within 60 days from the publication of this Notice, the amounts indicated herein below, together with further applicable interest from the date(s) mentioned below till the date of payment and/or realization, payable under the loan agreement read with other documents/writings, if any, executed by the said Borrower(s). As security for due repayment of the loan, the following assets have been mortgaged to CGCL by the said Borrower(s) respectively.

S. N.	Name of the Borrower(s)/ Guarantor(s)	Demand Notice Date and Amount	Description of secured asset (immovable property)
1.	**(Loan Account No. LNCGCLUDTL0000006987 Ludhiana Branch) M/S New Bhullar Dairy Farm (Through its Proprietor) (Borrower) & Mr. Pardeep Singh,Mrs. Harbans Kaur,Gurpreet Singh (Co-Borrower)**	15-May-23 Rs. 8052854/-	"All that piece and parcel of Property measuring 1179 sq. Yds. (1K-19M), comprised in Khasara No. 11//11/1 Min, 11//11/1 Min, 11//11/1 Min, 11//11/1 Min, Khatta No. 549/557, 558, 559, 560 as per Jamabandhi for the year 2009-2010, situated at village Ayali Khurd, South City Road, Near Hambaran Road, H. B. No. 153, Abaddi-Dasmesh Nagar, Teh.& Distt.- Ludiana-141003. Bounded As: East By – Other's Property, West By – Road, North By – Other's Property, South By – Other's Property"
2.	**(Loan Account No. LNMELUD000020804 Ludhiana Branch) Shalinder Singh (Borrower) & Satinder Kumar, Mrs. Kaushlya Devi,Jitender Kumar (Co-Borrower)**	15-May-23 Rs. 3574058/-	"All that piece and parcel of House Built up on land admeasuring 238 sq. Yds., Comprised in Khasra No. 28//13/3, 14/2, 28//13/2, 17, 18, 23/1, 24/1, 25/1, Khatta No. 67/69, 401/412 as per Jamabandi for the year 2003-2004 (Khatta no. 72/73, 425/435 as per Jamabadi for the year 2008-2009), Village Giaspur, H.B. No. 261, Abaddi-New Ram Nagar, Teh. & Distt. Ludhiana, Punjab-151509. Bounded As: East By – Other's Property, West By – TR Gupta School 75ft, North By – Other's Property , South By – Other's Property"

If the said Borrowers shall fail to make payment to CGCL as aforesaid, CGCL shall proceed against the above secured assets under Section 13(4) of the Act and the applicable Rules, entirely at the risks of the said Borrowers as to the costs and consequences. The said Borrowers are prohibited under the Act from transferring the aforesaid assets, whether by way of sale, lease or otherwise without the prior written consent of CGCL. Any person who contravenes or abets contravention of the provisions of the said Actor Rules made the reunder, shall be liable for imprisonment and/or penalty as provided under the Act.

Place : Ludhiana Date : 20/05/2023 **Sd/- (Authorised Officer) For Capri Global Capital Limited (CGCL)**

DEBTS RECOVERY TRIBUNAL CHANDIGARH (DRT 2)

1st Floor SCO 33-34-35 Sector- 17 A, Chandigarh
(Additional space allotted on 3rd & 4th Floor also)

Case No.: OA/3174/2018 **Form No. 3**
[See Regulation - 15(1)(a)/16(3)

Summons under sub-section (4) of section 19 of the Act, read with sub-rule (2A) of rule 5 of the Debt Recovery Tribunal (Procedure) Rules,1993.

KARNATAKA BANK LIMITED Exh. No.: 17800
VS
M/S SPYKER HOMETEX & ORS

To

(1) M/S SPYKER HOMETEX & ORS
M/S SPYKAR HOME TEX A PROPRIETORSHIP FIRM BEING REPRESENTED BY ITS PROPRITRIX MRS SWATI BANSAL
PACHRANGA BAZAR SHOP NO. 18 PANIPAT - 132103 HARYANA.
EMAIL: vineet@spykarhometex.com mobile: 9255779157
second address:
HOUSENO. 977, SECTOR 12 HUDA PANIPAT - 132103 HARYANA.
PANIPAT, HARYANA

(2) MR. VINEET BANSAL SON OF MR. SUSHIL BANSAL
RESIDENT OF HOUSE NO. 977,SECTOR 12,
HUDA PANIPAT - 132103
HARYANA. EMAIL: VINEET@SPYKARHOMETEX.COM
MOBILE : 9255779157

SUMMONS

WHEREAS, OA/690/2020 was listed before Hon'ble Presiding Officer/ Registrar on **02/11/2022.**

WHEREAS this Hon'ble Tribunal is pleased to issue summons/notice on the said Application under section 19(4) of the Act, (OA) filed against you for recovery of debts of **Rs. 12426419.50/-** (application along with copies of documents etc. annexed).

In accordance with sub-section (4) of section 19 of the Act, you, the defendants are directed as under:-

(i) to show cause within thirty days of the service of summons as to why relief prayed for should not be granted;

(ii) to disclose particulars of properties or assets other than properties and assets specified by the applicant under serial number 3A of the original application;

(iii) you are restrained from dealing with or disposing of secured assets or such other assets and properties disclosed under serial number 3A of the original application, pending hearing and disposal of the application for attachment of properties;

(iv) you shall not transfer by way of sale, lease or otherwise, except in the ordinary course of his business any of the assets over which security interest is created and/ or other assets and properties specified or disclosed under serial number 3A of the original application without the prior approval of the Tribunal;

(v) you shall be liable to account for the sale proceeds realised by sale of secured assets or other assets and properties in the ordinary course of business and deposit such sale proceeds in the account maintained with the bank or financial institutions holding security interest over such assets.

You are also directed to file the written statement with a copy there of furnished to the applicant and to appear before **Registrar** on **24/05/2023 at 10:30A.M.** failing which the application shall be heard and decided in your absence.

Given under my hand and the seal of this Tribunal on this date: **18/05/2023:**

BY ORDER OF TRIBUNAL,
ASSISTANT REGISTRAR
DRT - II CHANDIGARH

PUNJAB & SIND BANK

(A Govt. of India Undertaking)

BRANCH OFFICE : IBD, MILLER GANJ, LUDHIANA

[RULE 8 (1)] POSSESSION NOTICE (FOR IMMOVABLE PROPERTY/IES)

Whereas the Undersigned being **"Authorized Officer"** of **Punjab & Sind Bank,** Under the Securitization and Reconstruction of Financial Assets and Enforcement of Security Interest Act, 2002 in Exercise of power conferred under section 13(12) read with rule 3 of security interest (Enforcement) Rules, 2002. Issued a **demand notice** under Section 13(2) of SARFAESI Act 2002 calling upon the following Borrower(s)/ Guarantor(s) to repay the amount mentioned in notice within 60 days of the date of receipt of the said notice.

The Borrower(s)/Guarantor(s) having failed to repay the amount notice is hereby given to the Borrower(s)/Guarantor(s) and the public in general that the undersigned has taken **Physical possession** of the property described here below in Exercise of the power conferred on him/ her under section 13(4) of said ACT read with rule 8 & 9 of the said rules.

The Borrower(s)/Guarantor(s) in particular & the public in general is hereby cautioned not to deal with the said property and dealing with the property will be subject to the charge of the **Punjab & Sind Bank, IBD, Ludhiana,** for an amount mentioned herein below, besides interest and other charges/expenses against calling account.

The Borrower(s)/ Guarantor(s) attention is invited to provisions of Sub-Section (8) of Section 13 of the Act, in respect of time available to redeem the secured asset(s).

Name of the Borrower(s)/Guarantor(s)	Description of Immovable Property/ies	Date of Demand Notice	Date of Possession	Amount as per Demand Notice
Borrower/Guarantor : M/s Self Store, #1108/8, Farid Nagar, Basti Jodhewal, Ludhiana **through its Partners : 1. Sh. Pritpal Singh (Through LRs)** S/o Sh. Dhan Singh, R/o #1108/8, Farid Nagar, Basti Jodhewal, Ludhiana. **2. Sh. Parminder Singh** S/o Sh. Pritpal Singh R/o #1108/8, Farid Nagar, Basti Jodhewal, Ludhiana . **Guarantors : 1. M/s Self Knitting Works,** #1108/8, Farid Nagar, Basti Jodhewal, Ludhiana . **through its Partners : 1. Sh. Pritpal Singh (Through LRs)** S/o Sh. Dhan Singh, R/o #1108/8, Farid Nagar, Basti Jodhewal, Ludhiana. **2. Sh. Parminder Singh** S/o Sh. Pritpal Singh R/o #1108/8, Farid Nagar, Basti Jodhewal, Ludhiana. **Guarantors : 1. Smt. Garima Singh** W/o Sh. Parminder Singh, R/o #1108/8, Farid Nagar, Basti Jodhewal, Ludhiana. **2. Smt. Rewa Kaur** W/o Sh. Pritpal Singh, R/o #1108/8, Farid Nagar, Basti Jodhewal, Ludhiana .	**1.** Property measuring 1020 sq. yards i.e. Plot No. 5, 6, 19, 20, Situated at Village Mangli Neechi location known as Chandigarh Road, Tehsil & District Ludhiana as per details given in sale deed bearing document No. 15767 dated 04.03.2008 for 720 sq. yards and document No. 2405 dated 25.04.2008 for 300 sq. yards registered in the office of Sub Registrar (East), Ludhiana along with all construction and super structures. **2.** Property commercial/residential measuring 12 kanal 18 marla comprised in Khasra No. 36//18-23 Khata No. 449/489 as per Jamabandi for the year 1997-98, Situated at Chandigarh Road, Kohara Village, Tehsil & District Ludhiana as per details Given in the sale deed bearing document No. 15550 dated 27.03.2003 registered in the office of Sub Registrar (East), Ludhiana along with all construction and super Structures.	11.04.2016	18.05.2023	Rs. 10,42,86,535.28 (Rupees Ten Crore Forty Two Lacs Eighty Six Thousand Five Hundred Thirty Five and Paisa Twenty Eight Only) as on 31.12.2015 plus interest and other charges thereon.

Date : 19.05.2023 Place: Ludhiana **Authorised Officer**

DEMAND NOTICE

Under Section 13(2) of the Securitisation And Reconstruction of Financial Assets And Enforcement of Security Interest Act, 2002 (the said Act.) read with Rule 3 (1) of the Security Interest (Enforcement) Rules, 2002 (the said Rules). In exercise of powers conferred under Section 13(12) of the said Act read with Rule 3 of the said Rules, the Authorised Officer of IIFL Home Finance Ltd.(IIFL HFL) (Formerly known as India Infoline Housing Finance Ltd.) has issued Demand Notices under section 13(2) of the said Act, calling upon the Borrower(s), to repay the amount mentioned in the respective Demand Notice(s) issued to them. In connection with above, notice is hereby given, once again, to the Borrower(s) to pay within 60 days from the publication of this notice, the amounts indicated herein below, together with further interest from the date(s) of Demand Notice till the date of payment. The detail of theBorrower(s), amount due as on date of Demand Notice and security offered towards repayment of loan amount are as under:-

Name of the Borrower(s), /Guarantor (s)	Demand Notice Date & Amount	Description of secured asset (immovable property)
Mr. Lakhwinder Singh, Mrs.Kamaljit Kaur **(Prospect No IL10277039)**	**17-May-2023** **Rs. 5,54,957/-** (Rupees Five Lakh Fifty Four Thousand Nine Hundred Fifty Seven Only)	All that piece and parcel of the property being : Property out of Khewat No. 150 , Khatoni No. 282 , Land Area Ad Measuring 1933 Sq. Ft., Carpet Area Ad Measuring 1250 Sq. Ft., and Built Up Area Ad Measuring 1373 Sq. Ft.,comprised under killa no. 26(1-13) Situated in village Mamdot, Ferozepur, Punjab, India, 152001
Mr. Sukhdev Singh, Mrs.Balbir Kaur, M/S Sandhu Paint Store, M/S Balbir Dairy Farm **(Prospect No IL10318706)**	**17-May-2023** **Rs. 9,83,629/-** (Rupees Nine Lakh Eighty Three Thousand Six Hundred Twenty Nine Only)	All that piece and parcel of the property being : Property out of Khewat No. 6 , Khatoni no. 84 , Land Area Ad Measuring 2994 Sq. Ft., Carpet Area Ad Measuring 1250 Sq. Ft., and Built Up Area Ad Measuring 1373 Sq. Ft., Comprised under Killa No. 1(8-0), vichho(0-11), situated in village Jamma Rakiya Uttar, Ferozepur, Punjab, 152001
Mr. Manoj Kumar, Mrs. Meena Devi, **(Prospect No IL10230273)**	**16-May-2023** **Rs. 15,46,733/-** (Rupees Fifteen Lakh Forty Six Thousand Seven Hundred Thirty Three Only)	All that piece and parcel of the property being : Flat no.143-A, Land Area 579 sq. ft., Bearing Khewat/Khatoni no.86/185, Khasra no.1133/869 Situated at Flat no.143-a, Dream House Village – Alamgair Tehsil Derabassi Distt. S.A.S Nagar Mohali, Punjab, India, 140508

If the said Borrowers fail to make payment to IIFL HFL as aforesaid, IIFL HFL may proceed against the above secured assets under Section 13(4) of the said Act, and the applicable Rules, entirely at the risks, costs and consequences of the Borrowers.For, further details please contact to Authorised Officer at Branch Office : IIFL HFLSCO 21, 5TH FLOOR,LUDHIANA FEROZGANDHI MARKET, LUDHIANA, PUNJAB - 141001/or Corporate Office : IIFL Tower, Plot No. 98, Udyog Vihar, Ph-IV Gurgaon, Haryana.

Place: Ferozepur Date: 20.05.2023 **Sd/- Authorised Officer, For IIFL Home Finance Ltd**

pnb punjab national bank

.....Together for the better

Circle Sastra Centre Ludhiana, Plot No.5 Ferozpur Road Ludhiana. E-mail : cs4540@pnb.co.in

PUBLIC NOTICE OF POSSESSION TAKEN OVER OF IMMOVABLE PROPERTIES

The Authorised Officer of Punjab National Bank under the securitization and Reconstruction of Financial Assets and Enforcement of Security interest Act-2002 and in exercise of powers conferred under Section 13 read with Rule 3 of Security Interest (Enforcement) Rules- 2002. issued a demand notice on the date mentioned against account calling upon the borrower to repay the amount as mentioned against the account within 60 days from the date of notice. The **Borrower/Guarantor/Mortgagor** having failed to repay the amount, notice is hereby given to the **Borrower/Guarantor/Mortgagor** and the public general that the Authorised Officer of the Bank has taken **Physical Possession** of the property/ies described here in below in exercise of powers conferred on him under sub-section (4) of the section 13 of Act read with Rule 8 of the Security Interest Enforcement Rules

The **Borrower/Guarantor/Mortgagor** in particular and the public general is hereby cautioned not deal with the property/ies and any dealings with the property/ies will be subject to charge of Punjab National Bank for the amount and interest there

Name of the Branch / Borrowers /Gaurantors/ Mortgagors	Description Of The Property Mortgaged	Date of Demand Notice	Date of Possession	Amount outstanding as on the date given below
CIVIL LINES - LDH **Borrowers:- M/s Shayoka Industries through its Partners Sh. Mandeep Singh S/o Sh. Manmohan Singh and Smt. Harjit Kaur W/o Sh. Manmohan Singh(Borrower) Address:- 12, New Sunder Nagar, Ferozepur Road, Ludhiana, Sh. Mandeep Singh S/o Sh. Manmohan Singh (Borrower/Partner/Guarantor) and Smt. Harjit Kaur W/o Sh. Manmohan Singh (Borrower/ Partner/ Guarantor/Mortgagor) and Sh. Manmohan Singh S/o Sh. Amar Singh (Guarantor) all residents of #12, New Sunder Nagar, Ferozepur Road, Ludhiana**	All that is part & parcel of the Property measuring (600+162) = 762 Sq. Yds., bearing House no. 12 situated at New Sunder Nagar,Opp. Medicity Hospital, Ferozepur Road, Ludhiana owned by Mrs. Harjit Kaur W/o Sh. Manmohan Singh comprised of two title deeds, detailed as under: **(I)** Property measuring 600 Sq. Yds., Comprised in Khasra no. 109, Khaata no. 423/514 Jamabandi of the Year 1982-83 Hadbast no. 156, Vakia Village Thareeke Tehsil & Distt. Ludhiana owned by Smt Harjeet Kaur wife of Sh. Manmohan Singh Khokhar vide Wasika no. 1434 dated 24-04-1987 registered with Sub- Registrar Ludhiana. **(ii)** Property measuring (362-200*) =162 Sq. Yds., Comprised in Khasra no. 109, Khata no. 423/514 Jamabandi of the Year 1982-83 Hadbast no. 156, Vakia Village Thareeke Tehsil & Distt. Ludhiana owned by Smt Harjeet Kaur wife of Sh. Manmohan Singh vide Wasika no. 5181 dated 16-06-1987 registered with Sub- Registrar Ludhiana. *200 Sq. Yds., has been sold to Smt. Kulwant Kaur wife of Sh. Harbans Singh as per Wasika no. 1792 dated 02-05-1991. IP **Bounded as:- East :-** Mr. Chopra, **North:-** Mr. Mohan Lal Grover, **West:-** Street 20' wide, **South:-** Street	10.05.2012	19.05.2023	**Rs. 1,89,77,125.00 (Rs. One Crore Eighty-Nine Lakh Seventy-Seven Thousand One Hundred Twenty-Five Only)** as on 30-04-2012 with interest charged up to 30.04.2012 and further interest w.e.f. 01.05.2012 and other charges, until payment in full within 60 days from the date of receipt of the said notice.

DATE : 19.05.2023 **PLACE : LUDHIANA** **AUTHORISED OFFICER**

DEBTS RECOVERY TRIBUNAL CHANDIGARH, (DRT-2)

1st Floor, SCO 33-34-35, Sector 17-A, Chandigarh
(Additional space allotted on 3rd & 4th Floor also)

Case No.: OA/202/2023

Summons under Sub-Section (4) of Section 19 of the Act, read with Sub- rule (2A) of rule 5 of the Debt Recovery Tribunal (Procedure) Rules, 1993. **Exh. No. 17551**

UNION BANK OF INDIA VS MS. PANNU TRADING CO.

To,

1. M/s Pannu Trading Co. Pannu Trading Company Running their Business At Village Pilakhani, Tehsil and District Ambala, Haryana-133001 through its Proprietor Gurpal Singh Son of Shri Gurmeet Singh, Ambala, Haryana.
2. Gurpal Singh Son of Gurmeet Singh, Village Pilakhani, Tehsil Kurukshetra, Haryana.
3. Jasmeet Kaur D/o Sh. Gurmeet Singh, Village Pilakhani, Tehsil Kurukshetra, Haryana.

SUMMONS

Whereas, **OA/202/2023** was listed before Hon'ble Presiding Officer/Registrar on **15.04.2023.**

Whereas this Hon'ble Tribunal is pleased to issue summons/notice on the said Application under section 19(4) of the Act (OA) filed against you for recovery of debts of **Rs. 52,09,184/-** (application along with copies of documents etc. annexed)

In accordance with sub-section (4) of section 19 of the Act you the defendants are directed as under :-

(i) To show cause within thirty days of the service of summons as to why relief prayed for should not be granted :.

(ii) To disclose particulars of properties or assets other than properties and assets specified by the applicant under serial number 3A of the original application.

(iii) You are restrained from dealing with or disposing of secured assets or such other assets and properties disclosed under serial number 3A of the original application, pending hearing and disposal of the application for attachment of properties.

(iv) You shall not transfer by way of sale, lease or otherwise, except in the ordinary course of his business any of the assets over which security interest is created and/or other assets and properties specified or disclosed under serial number 3A of the original application without the prior approval of the Tribunal.

(v) You shall be liable to account for the sale proceeds realised by sale of secured assets or other assets and properties in the ordinary course of business and deposit such sale proceeds in the account maintained with the bank or financial institutions holding security interest over such assets.

You are also directed to file the written statement with a copy thereof furnished to the applicant and to appear before Registrar on **27.09.2023 at 10:30 A.M.** failing which the application shall be heard and decided in your absence.

Given under my hand and the seal of this Tribunal on this date **01.05.2023.**

"IMPORTANT"

Whilst care is taken prior to acceptance of advertising copy, it is not possible to verify its contents. The Indian Express (P) Limited cannot be held responsible for such contents, nor for any loss or damage incurred as a result of transactions with companies, associations or individuals advertising in its newspapers or Publications. We therefore recommend that readers make necessary inquiries before sending any monies or entering into any agreements with advertisers or otherwise acting on an advertisement in any manner whatsoever.

VALLABH STEELS LIMITED

Regd. Office : G.T. Road, Village Pawa, Sahnewal, Ludhiana- 141 120
CIN: L27109PB1980PLC004327
Tel.+91-161-2511413, Fax: +91-161-2511414
E-mail: fin.ho@vallabhgroup.com, website: www.vallabhsteelsltd.in

COMPANY NOTICE

Notice is hereby given that pursuant to Regulation 47 read with Regulation 29 of SEBI (Listing Obligations and Disclosure Requirements) Regulations, 2015, a meeting of the Board of Directors of the Company will be held at the Registered Office of the Company at G.T. Road, Village Pawa, Sahnewal, Ludhiana on Thursday, the 25th May, 2023 to take on record the audited results for the quarter/ year ended 31st March, 2023. The said information is also available on Company's website at www.vallabhsteelsltd.in and also on the stock exchange website at www.bseindia.com.

FOR VALLABH STEELS LIMITED
Sd/-
Date : 19-05-2023 (KAPIL KUMAR JAIN)
Place : Ludhiana Chairman

HDFC BANK

We understand your world

Registered Office: HDFC Bank House, Senapati Bapat Marg, Lower Parel (West), Mumbai - 400 013 and having one of its office as Retail Portfolio Management at HDFC Bank Ltd, 1st Floor, I-Think Techno Campus, Kanjurmarg (East),Mumbai – 400042.

SALE INTIMATION AND PUBLIC NOTICE FOR SALE OF SECURITIES PLEDGED TO HDFC BANK LTD.

The below mentioned Borrowers of HDFC Bank Ltd. (the "Bank") are hereby notified regarding the sale of securities pledged to the Bank, for availing credit facilities in the nature of Loan/Overdraft Against Securities.

Due to persistent default by the Borrowers in making repayment of the outstanding dues as per agreed loan terms, the below loan accounts are in delinquent status. The Bank has issued multiple notices to these Borrowers, including the final sale notice on the below-mentioned date whereby, Bank had invoked the pledge and provided 7 days' time to the Borrower to repay the entire outstanding dues in the below accounts, failing which, Bank would be at liberty to sell the pledged securities without issuing further notice in this regard.

The Borrowers have neglected and failed to make due repayments, therefore, Bank in exercise of its rights under the loan agreement as a pledgee has decided to sell / dispose off the Securities on or after 26th May, 2023 for recovering the dues owed by the Borrowers to the Bank. The Borrowers are, also, notified that, if at any time, the value of the pledged securities falls further due to volatility in the stock market to create further deficiency in the margin requirement then Bank shall at its discretion sell the pledged security within one (1) calendar day, without any further notice in this regard. The Borrower(s) shall remain liable to the Bank for repayment of any remaining outstanding amount, post adjustment of the proceeds from sale of pledged securities.

Sr. No.	Loan Account Number	Borrower's Name	Outstanding Amount as on 18th May, 2023	Date of Sale Notice
1	XXXX3309	BALWINDERPAL SINGH	15,844.92	15 May 23

Date : 20.05.2023 **Sd/-**
Place : Punjab **HDFC BANK LTD.**

Union Bank

Main Branch, Jagadhari

[RULE-8(1)] POSSESSION NOTICE (FOR IMMOVABLE PROPERTY)

Whereas the undersigned being the authorised officer of **Union Bank of India, Jagadhari, Main Branch** under the Securitisation and Reconstruction of Financial Assets and Enforcement Security Interest (Second) Act, 2002 (Act No. 54 of 2002)and in exercise of powers conferred under Section 13(12) read with rule 3 of the Security Interest (Enforcement) Rules, 2002 issued a demand notice dated to below mentioned Borrowers on the dates mentioned against below account & stated hereinafter calling upon them to repay the amount within 60 days from the date of receipt of said notice.

The borrower having failed to repay the amount, notice is hereby given to the borrower and the public in general that the undersigned has taken possession of the property described herein below in exercise of powers conferred on him/her under Section 13(4) of the said Act read with rule 8 of the said rule on the dates mentioned against each account.

The borrower in particular and the public in general is hereby cautioned not to deal with the property and any dealings with the property will be subject to the charge of the **Union Bank of India, Jagadhari, Main Branch** for the amount mentioned against their name Plus interest and other charges accrued thereon till realization.

The borrower's/ Guarantor's attention is invited to provisions of sub-section (8) of section 13 of the Act, in respect of time available, to redeem the secured assets

Name of Account Borrowers & Guarantors	Description of Property	Date of Demand Notice	Date of Possession	Recoverable amount as per Demand Notice
Borrower: Sh Sanam Oberoi S/o Bharat Bhushan (Borrower) H No. 50-H, Professor Colony, Yamuna Nagar Haryana-135001 Ph no. 9355337501 **2.Smt Bharat Oberoi** W/o Sanam Oberoi (Co-Applicant/Co-Obligant) h.No. 50-H, Professor Colony, Yamuna Nagar **Haryana– 135001, Ph no. 9355337501**	Land and Building – Commercial Property bearing Property Id No. 40IC250U289A, Plot No. 05 (western part). Property No. B-4/919/920, situated at Rampura Colony, YamunaNagar, inside Municipal Corporation, Yamuna Nagar-Jagadhari limits, Tehsil Jagadhari, District Yamuna Nagar vide transfer deed no. 3721 dated 18.07.2018 measuring 11.11 sq Yards, owned by Sh Sanam Oberoi S/o Bharat Bhushan On the North: Property of Sh Vohra, On the South: Street, On the East: Shop of Sh Trilok, On the West: Shop of Sh Neeraj	07.01.2023	17.05.2023	Rs. 8,02,206.35/- (Rs Eight Lakh Two Thousand Two Hundred Six and Thirty Five Paise only) and interest thereon.

DATE: 20.05.2023 **PLACE: JAGADHARI** **AUTHORISED OFFICER**

Public Notice

"Khandukhal Rampura Transmission Limited" having its registered office at 2nd Floor, Niryat Bhawan, Rao Tularam Marg, Vasant Vihar, Opposite Army Hospital & Referral, New Delhi-110 057 intends to apply/has applied to the Government of India to confer upon him all the powers under Section 164 of the Electricity Act, 2003 for the placing of electric lines or electrical plant for the transmission of electricity or for thepurposeoftelephonicortelegraphiccommunicationsnecessaryfortheproper coordination of works which telegraph authority possess under the Indian Telegraph Act,1885 with respect to the placing of telegraph lines and posts for the purpose of a telegraph established or maintained, by the Government or to be so established or maintained and will undertake the survey, construction, installation, inspection, erection and other workstobefollowedbycommissioning,operation,maintenanceandotherworksforthefollowingtransmission schemes.

Name of the Transmission Scheme: Khandukhal Rampura Transmission Limited

Works covered under the scheme:

S.N.	Scope of the Transmission Scheme	Capacity/ Km
1	400 kV D/c Khandukhal (Srinagar) – Rampura (Kashipur) line (Twin HTLS*)	194 KM (Approx)
2	1x80 MVAr switchable line reactor at Rampura (Kashipur) end on each circuit of Khandukhal (Srinagar) - Rampura (Kashipur) line	Switching equipment for 420 kV 80 MVAR switchable line reactor –2 nos. 420 kV, 80 MVAr Switchable line reactor- 2 nos.
3	1 no. of 400 kV line bay at Rampura (Kashipur) S/s	400 kV line bay -1
4	Upgradation of existing 400kV bays at Khandukhal (Srinagar)	Upgradation works for 400 kV line bays -2
5	Upgradation of existing 1 no. of 400 kV diameter comprising line bay and ICT bay along with associated Tie bay at Rampura (Kashipur)	Upgradation works for 400 kV line bay – 1 nos. Upgradation works for 400 kV ICT bay – 1 nos. Upgradation of Tie bay -1 nos.

The transmission lines covered under the scheme will pass through, over, around, and between the following villages, towns and cities:-

PROJECT NAME: 400 kV DC Khandukhal (Srinagar) To Rampura (Kashipur) Transmission Line

VILLAGE LIST

Sl.No	District	Tehsil	Villages
1	Pouri	Sri Nagar	Khandukhal, kandi. Sawandu, GondiLagaSawandu, Del, Kanda Malla, Kanda Talla, kandoli, Badula, Saplana, Girgaon, JogiyanaLagaGirgaon, KotiLagaGirgaon.
2	Pouri	Pouri	Kuriyalimalli, Ashnoli, Chhatkot, Amkot, BhitaiMalliRewadiBichali , BachhelaDandariTalli, dhobal, kamandguth, Dandal Gaon Chandrol Rai GoonthRayiBichaliBichaliGadoli, Dobila, BhimaliMalli, RachhuliPasud, Maso, Silet, Bamana Gaon, Malnao, There, Gadnidla, Michoda, Sujan Gaon, Saguda, Michoda, Khanda Talla Khanda, Ritholi, Nagar, Badiyal, Gadlinga, Badiyal, Surasu, Sural Gaon Lagla Dunk, Dunk, Rigwad Gaon, Laga Kanda, KamadGuth.
3	Pouri	Satpulli	Malethi, Ulkhet, HandullaTalla, Handulla Malla,
4	Pouri	Lansdowne	Pundiyar, Manjkot, Kimar, Mahar Gaon, Dangwal Khet, Bhuwali, Kota, Lamrada, Shaili, Dound, Jaletha, Luetha, Barswar, Gawari, Jadalgaon, Paligaon, Kota, Umarikhet, Kalsi, Dabra.
5	Pouri	Kotdwar	Aldawa, Saidpur, Jhawara, Jhamargadi, Talli, Jhamargadi, Malli.
6	Bijnor	Nagina	Anduwala, Anup Nagar, Aurangabad urfLalwala, AurangjebpurShahali, Bansuwala, Bawan Sarai, Bhajrawala, ChaharwalaDamodarwala, Islamabad, IslampururfKutubwala, Jahanabad, Kayamnagar, Dodrajpur, Kunjeta, Manauwarpur, SaidMitthopur, Mirjalipur, ChauharurfBhojwala, Mohammadpur, GarhiMurtajabadurfGuleriya, RaghodasPur, Rahmapur, Usmapur Ram Nagar, Dabba, RasulpurMithey, Sadatpur, Garhi Shah alipur, Kotra, Sulema shikohPur, Sundar wali, Tara Pur, Umarpur, Barekhera
7	Bijnor	Dhampur	Abhairajpur, AkbarpurJaminMaan, AllahapurMokham, AurangShahPur Narayan, Badshapur shah mohammad, Badshapurlaxmi Sen, Bahadur Naga, Fatehpur Jamal urf Manohar wali, Firozpur Amrolgair, Ahatmali, Harkishanpur, Harpur (Afzalgarh)Harpur (Dhampur), HaziPurMukat, Rai Jafarabad, JagjeevanPur, Khujistabad, Kotra Tappa Haveli, Mohammad alipurLalmani, Mohammadpur Jamal, Mohmmadpur Rajouri, Murad Nagar, Nagla Manak, NawadaHakimpur Gopal, Nawada Saidpur Jalal, Sadatabad, Suawala
8	Moradabad	Thakurdwara	Faijullaganj, Farid Nagar, MalpuraLakshmipur, Mohammad Ganj, Raghuwala, Ramnawala
9	Rampur	Swar	Patti Kalan
10	Udham Singh Nagar	Kashipur	AmiyaWala, Asalatpur, Baberkhera, Banskhera Kalan, Banskhera Khurd, Barkhera Pandey, Barkhera Rajpoot, Barkheri, Basai, Chanakpur, DabhauraAihatmali, DabhauraMustakam, Devi Pura, Dhakia Kalan, Dohri Wakil, Girdhai, Jagannath pur, JaitpurGhasiwala, Kanak Pur, Kharmasi, Kharmasha, Kundesari, Mahua DabraHaripura, MurliwalaNagaria Sultan, Pachchawala, Patti Bhazar, Shah Ganj , Shiv Lal PurDhullu, Sitaram Pur, Talabpur.

Copy of the route alignment is available in the office of the undersigned. Notice is hereby given to the general public to make observation/representation on the proposed transmission system within two months from the date of publication of this notice before 20.07.2023 to the office of the under signed in writing. For further particulars and clarifications please contact:

Pravin Sharad Dixit (Director)
2nd Floor, Niryat Bhawan, Rao Tularam Marg,
Vasant Vihar, Opposite Army Hospital & Referral, New Delhi-110 057
Email: psd@meil.in Phone No.: +91-11-2614077 Fax: +91-11-41052064

Date: 20.05.2023

Jammu & Kashmir Bank Limited

J&K Bank

IMPAIRED ASSETS PORTFOLIO MANAGEMENT DEPARTMENT
Branch Zakir Nagar A-29 Batla House, Opposite MCD School, Jamia Nagar, Zakir Nagar, Okhla, New Delhi-25 ;
Email: zaakir@jkbmail.com

Possession Notice

Notice under Section 13 (4) of the SARFAESI ACT, 2002 read with Rule 8 (1) of the Security (Enforcement) Interest Rules, 2002

Whereas Mr. Pawan Kumar Arora, as the Authorized Officer of the Jammu & Kashmir Bank Limited under the Securitization and Reconstruction of Financial Assets and Enforcement of Security Interest (SARFAESI) Act, 2002 and in exercise of powers conferred under section 13(2) of the said Act read with Rule 3 of the Security Interest (Enforcement) Rules, 2002 issued Demand Notice dated 06.02.2023 thereby calling upon the Borrower Cum Mortgagor and Guarantor viz.

1. **Mr Mukesh Kumar** **(Borrower Cum Mortgagor)**
   S/o Mr Nobat Singh
   R/o Village Rajoha, Amroha, Uttar Pradesh-244241
   C/o (a) 3/1258, Rail Vihar, Sector-3, Vasundhara, Ghaziabad Uttar Pradesh- 201010
   (b) 3/C 105, Vasundhara, Ghaziabad Uttar Pradesh-201012
2. **Mr Mohammad Sartaj** **(Guarantor)**
   S/o Mr Mohammad Iqbal
   R/o K-319,K Block, New Seelampur, Bhajan Pura, Delhi-110053

to repay an amount of **Rs 16,57,152.06** (**Rupees Sixteen Lac Fifty Seven Thousand One Hundred Fifty Two and paisa six only)** being the balance outstanding as on **31.01.2023** in the account of the Borrower, within 60 days from the date of the said notice together with the future interest and other charges thereon.

The said borrower having failed to repay the said amount, notice is hereby given to the said borrower in particular and the public in general that the undersigned being authorized officer of the J&K Bank Ltd. has taken possession of the mortgage property described herein below, in exercise of the powers conferred on me under section 13 (4) of the said Act read with Rule 8 of the said Rules, on this the 16t**h day of May** of the year 2023.

The said borrower in particular and public in general are hereby cautioned against dealing with the said property in any manner whatsoever and any dealing with the said property will be subject to charge of the J&K Bank Limited for the amount in aggregating to **Rs 16,91,137.06 (Rupees Sixteen Lac Ninety One Thousand One Hundred Thirty Seven and Paisa Six Only)** together with future interest thereon from 01.05.2023 and other charges incurred or to be incurred.

The borrowers attention is invited to provisions of Sub-section (8) of section 13 of the Act, in respect of the time available, to redeem the secured assets.

Description of the Immovable Property

Equitable mortgage of freehold residential flat bearing no. 304, on 3rd floor, Tower D, measuring 715 sq.ft, in Group Housing known as 'Ashiyan', Plot no 01, Khasra no 118, Situated in Village Chipiyana Khurd alias Tigri Pargana & Tehsil Dadri, in Sector 16-C, Greater Noida, Distt. Gautam Budh Nagar, U.P.

Dated: 16.05.2023
Place: Zakir Nagar New Delhi

(Authorized Officer)
JAMMU & KASHMIR BANK LTD

POONAWALLA HOUSING FINANCE LIMITED

POONAWALLA HOUSING FINANCE — Apna Ghar, Apni Pehchan

(FORMERLY KNOWN ASMAGMA HOUSING FINANCE LTD.)
REGD.OFFICE:602, 6TH FLOOR, ZERO ONE IT PARK, SR. NO. 79/1, GHORPADI, MUNDHWA ROAD, PUNE 411036

DEMAND NOTICE UNDER SECTION 13(2) OF THE SARFAESI ACT,2002

You the below mentioned Borrowers/ Co-borrowers /Guarantors have availed Home loans/Loans against Property facility (ies) by mortgaging your Immovable property/ies from Magma Housing Finance Ltd "MHFL" now renamed as Poonawalla Housing Finance Ltd "PHFL". You defaulted in repayment and therefore, your loan/s was classified as Non-Performing Assets. A Demand Notice under Section 13(2) of Securitisation and Reconstruction of Financial Asset and Enforcement of Security Interest Act 2002 for the recovery of the outstanding dues sent on last known addresses however the same have returned un-served. Hence the contents of which are being published herewith as per Section 13(2) of the Act read with Rule 3(1) of The Security Interest (Enforcement) Rules, 2002 as and by way of Alternate Service upon you.

Details of the Borrowers, Co-borrowers, Guarantors, Securities, Outstanding Dues, Demand Notice sent under Section 13(2) and Amount claimed there under are given as under

SR. NO.	NAME OF THE BORROWER, CO-BORROWER, GUARANTOR AND LOAN AMOUNT	DETAILS OF THE SECURED ASSET	DEMAND NOTICE DATE	AMOUNT DUE IN RS.
1.	SARNAM SINGH, GILLN SINGH LOAN AMOUNT: RS.1000000/- LOAN NO: HF/0043/H/20/100373	ALL THAT PIECE AND PARCEL OF PLOT NO. 10 OVER KHASRA NO. 351 MIN AREA 1280 SQ. FT. SITUATED AT VILL- RUDAHI, PARGANA- MAHONA, TEHSIL- BKT & DIST.- LUCKNOW. AND **BOUNDARIES OF THE PLOT- EAST-** HOUSE OF SARJU **WEST-** 20 FT WIDE ROAD **NORTH-** PLOT NO.11 **SOUTH-** 20 FT WIDE ROAD.	09.05.2023	RS.1087112.78(RUPEES TEN LACS EIGHTY SEVEN THOUSAND ONE HUNDRED TWELVE AND SEVENTY EIGHT PAISAS ONLY) TOGETHER WITH FURTHER INTEREST @ 17%P.A TILL REPAYMENT.
2.	SANTOSH KUMAR DIWEDI, DURGESH NANDANI LOAN AMOUNT: RS.893495/- LOAN NO: HL/0044/H/19/100027	ALL THAT PIECE AND PARCELPART OF LAND ARAZL NO.81, MAUZA - SHAHA URF PEEPALGAON, PARGANA & TEHSLL-SADAR, DLSTT- PRAYAGRAJ, AREA -116.67SQ. MTRS. **BOUNDARIES AS PER SALE DEED IS AS UNDER: EAST -** 20 FIT WIDE ROAD. **WEST -** LAND OF OTHER. **NORTH -** PLOT OF OTHER. **SOUTH -** PLOT OF SUNITA SHUKLA.	09.05.2023	RS.975249.36 (RUPEES NINE LACS SEVENTY FIVE THOUSAND TWO HUNDRED FORTY NINE AND THIRTY SIX PAISAS ONLY) TOGETHER WITH FURTHER INTEREST @ 15.5%P.A TILL REPAYMENT.
3.	ANIL KUMAR PANDEY, SUDKSHAINA LOAN AMOUNT: RS.2300000/- LOAN NO: HL/0043/H/18/100178	ALL THAT PIECE AND PARCEL OF HOUSE BUILT OVER PLOT NO. 33B, WITH LAND ADMEASURING 10O0 SQ. FTS. ONLY BEINGPORTION OF KHASRA NO. 595A, SITUATED AT MOHAMMADPUR KHATRI, WARD-SHANKERPURWA, LUCKNOW **BOUNDED AS BELOW (AS PER SALE-DEED DATED30.01.2010): EAST WEST NORTH::SOUTH :**PLOT NO 33 A PLOT NO. 32 PLOT NO, 1220 FTS. WIDE ROAD	15.05.2023	RS.2069219.98 (RUPEES TWENTY LACS SIXTY NINE THOUSAND TWO HUNDRED NINETEEN AND NINETY EIGHT PAISAS ONLY) TOGETHER WITH FURTHER INTEREST @ 16.5%P.A TILL REPAYMENT.
4.	RATNA MISHRA, SANJAY MISHRA LOAN AMOUNT: RS.1655000/- LOAN NO: HM/0043/H/17/100292	ALL THAT PICE & PARCEL OF SHOP NO. 1 ADMEASURING 172 SQ. MTS. ONLY HOUSE NO. 532 SITUATED AT PANDYA TOLA WARD- CHANDGANJ LUCKNOW **BOUNDED AS UNDER- EAST-** SHOP OF SARDAR JI **WEST-** PARKING **NORTH-** 25' WIDE ROAD **SOUTH-** HOUSE OF OTHER	15.05.2023	RS.1685061.41 (RUPEES SIXTEEN LACS EIGHTY FIVE THOUSAND SIXTY ONE AND FORTY ONE PAISAS ONLY) TOGETHER WITH FURTHER INTEREST @ 16%P.A TILL REPAYMENT.

You the Borrower/s and Co-Borrower/s/Guarantors are therefore called upon to make payment of the above-mentioned demanded amount with further interest as mentioned hereinabove in full within 60 Days of this Notice failing which the undersigned shall be constrained to take action under the act to enforce the above mentioned security/ies. Please Note that as per Section 13(13) of The Said Act, You are in the meanwhile, restrained from transferring the above-referred securities by way of sale, lease or otherwise without our consent.

PLACE: UTTAR PRADESH
DATE: 20.05.2023

FOR POONAWALLA HOUSING FINANCE LTD
(FORMERLY KNOWN AS MAGMA HOUSING FINANCE LTD)
AUTHORIZED OFFICE

FORM NO. URC-2

Advertisement giving notice about registration under Part I of Chapter XXI of the Act
[Pursuant to section 374(b) of the Companies Act, 2013 and rule 4(1) of the Companies (Authorised to Register) Rules, 2014]

1. Notice is hereby given that in pursuance of sub-section (2) of section 366 of the Companies Act, 2013, an application is proposed to be made after fifteen days hereof but before the expiry of thirty days hereinafter to the Registrar at New Delhi that **MISMO SYSTEMS LLP** may be registered under Part I of Chapter XXI of the Companies Act 2013, as a company limited by shares.
2. The Principal objects of the company are as follows:-
   Information Technology (IT), Infrastructure Consulting, Solutions and Services.
3. A copy of the draft memorandum and articles of association of the proposed company may be inspected at the office at **Plot No 119 and 120, 2nd Floor Block-G, Pocket- 4, Sector-11, Rohini, Delhi - 110085.**
4. Notice is hereby given that any person objecting to this application may communicate their objection in writing to the Registrar at Central Registration Centre (CRC), Indian Institute of Corporate Affairs (IICA), Plot No. 6,7,8, Sector-5, IMT Manesar, District Gurgaon (Haryana), Pin Code-122050, within twenty one days from the date of publication of this notice, with a copy to the company at its registered office.

Name(s) of Applicant
1. VINEET ARORA
2. LEELA NAUTIYAL

Place : New Delhi
Dated this 19th day of May, 2023

FORM No. 5

DEBTS RECOVERY TRIBUNAL, LUCKNOW

600/1, University Road, Near Hanuman Setu Temple, Lucknow-226007

(Area of Jurisdiction : Part of Uttar Pradesh)
SUMMON FOR FILLING REPLY & APPEARANCE BY PUBLICATION

Date: 15/05/2023

(Summon to Defendant under Section 19(4) of the Recovery of Debt to Bank and Financial Institution Act, 1993 read with Rules 121 and 13 of the Debts Recovery Tribunal (Procedure Rules, 1993)

Original Application No. 129 OF 2023

Punjab & Sind Bank ...**Applicant**

Versus

Mr. Rajeev Kumar Gupta & Another ...**Defendants**

1. **Mr. Rajeev Kumar Gupta** (Borrower), Age about 55 years S/o Sh. Govind Ram Gupra, R/o House No. 128, MMIG, Sec. C, Jankipuram, Lucknow-226021.
2. **Sh. Raju Gupta** (Guarantor) Age about 33 Years, S/o Sh. Bifraj Gupta, R/o House No. 546/525, Gopal Purwa, Mahanagar, Lucknow-226022.
3. **Smt. Preeti Gupta** (Guarantor), Age about 48 years, W/o Sh. Rajeev Kumar Gupta, R/o House No. 128, MMIG, Sec. C, Jankipuram, Lucknow-226021.
4. **Sh. Manoj Gupta** (Guarantor) Age about 51 Years, S/o Sh. Ram Suchit Kumar Gupta, R/o House No. 3/224, Sector-H, Jankipuram, Lucknow-226021.

In the above noted application, you are required to file reply in paper book from in two set along with documents and affidavit (if any) personally or through your duly authorized agent or legal practitioner in this tribunal, after serving copy of the same on the applicant or his counsel/duly authorized agent after Publication or Summon, and thereafter to appear before the Tribunal on **8/11/2023** at **10:00 A.M.** failing which the application shall be heard and decided in your absence.

By order to the Tribunal
Registrar
Debt Recovery Tribunal, Lucknow

NORTHERN RAILWAY

G20 — Azadi Ka Amrit Mahotsav

Tender Notice

Invitation of Tenders through E-Procurement System

Principal Chief Materials Manager, Northern Railway, New Delhi-110001 for and on behalf of the President of India, invites e-tenders through e-procurement system for supply of the following items:-

Sr. No.	Tender No.	Brief Description	Qty.	Closing Date
01	12231201	PVC Insulated Unsheathed Single Core Multi Stranded Copper Conductor Cable	31041 MTR	12.06.2023
02	12231424	ISI/CE Marked Composite Switch Fuse Unit Capacity 63 AMP	3032 Nos	12.06.2023
03	10230054	Gold Plated Silver Medal	7809 Nos	12.06.2023
04	01225046	Design, Supply, Erection, Testing and Commissioning of Supervisory Control and Data Acquisition (SCADA)	03 Set	12.06.2023
05	09235001	Cast Steel	130 Nos	12.06.2023
06	09232405	Bolster Spring	8546 Nos	13.06.2023
07	09232111	Draft Gear	578 Nos	14.06.2023
08	77236011	Running Contract of Pre-Stressed Mono Block Concrete Sleepers Special Types	2113 Set	15.06.2023
09	16230661	Journal Bearing Assembly For HHP Locos	74 Set	19.06.2023
10	02221947	Power Contactor 3-POLE, 40 AMPS	1282 Nos	22.06.2023
11	07230107	Protective Tube Complete for Axle Box	10607 Nos	03.07.2023
12	07230447	Set of Side Buffer Assembly (Helical Spring Type) (LH&RH) For LHB Coach	22 Set	03.07.2023
13	09232327	Rubber Spring	3722 Set	03.07.2023
14	07233459	Secondary Vertical Damper For LHB Coaches	4497 Nos	04.07.2023
15	09232314	Cast Steel Bolster	86 Nos	10.07.2023

Note: 1. Vendors may visit the IREPS website i.e. **www. ireps.gov.in** for details. 2. No manual offer will be entertained.

Tender Notice No. 15/2023-2024 Dated: 19.05.2023 **1524/2023**

Serving Customers With A Smile

Punjab & Sind Bank

A Govt. of India Undertaking

ZONAL OFFICE: First Floor, Satguru Tower, CP47A, Sector-E, Jankipuram, Lucknow

NOTICE FOR SALE OF VEHICLE BY E-AUCTION

Notice to public is hereby given to the effect that the under mentioned vehicle(s) in the possession of Punjab & Sind Bank, herein referred as secured creditor, will be sold by holding e-auction on the date and time mentioned in this notice on **"As is Where is" and "As is What is" basis** towards recovery of secured debts with interest, cost, charges etc from borrower(s)/guarantor(s)

Name of the Branch Borrowers/Guarantors	CEHICLE DETAILS				Reserve Price	EMD	Date Time and Place of Auction
	Make	Model	Color	Registration Detail			
B/O: Gadarian Purwa, Kanpur Mob.: 9580508523	Tata	Zest	PRISTIN WHITE	Registration No.: UP78DN1484 Engine No.: 100A2000-0655780 Chassis No.: MAT624002GPK40872	₹ 2,50,000/-	₹ 25,000/-	09.06.2023 11:00 AM to 04:00 PM Shriram Automall India Limited, Arazi No. 457 and 395, Village Tiwaripur, Salempur, Kanpur Sadar, Kanpur, Uttar Pradesh.

Borrower: Mr. Sompal Singh S/o Mr. Imrat Singh, HIG 321, Ratan Lal Nagar Udyog Nagar, Kanpur-208022. **Guarantor: Ajeet Singh Bhatia,** R/o HIG 73, Ratanlal Nagar Dadanagar, Kanpur - 208022

1. The intending bidder/purchaser can participate in physical event on above mentioned date & time or can also bid online through **https://bids.samil.in** or MySAMIL mobile app. **2.** The bidder/purchaser has to deposit 10% of Reserve price by means of RTGS/NEFT/Demand Draft. **3.** The secured creditor is not bound to accept the highest offer or all the offer(s) and may reject the same without assigning any reason thereof. **4.** In case all the bids are rejected, secured creditor can negotiate with any of the parties for sale of property(s) by private treaty. **5.** All attendant charges including Registration Fee, Stamp Duty, taxes etc shall be exclusively borne by bidder/purchaser. **6.** The secured creditor does not in any way warrant the fitness, quality or usability of property(s) being sold. **7.** The prospective purchasers are in their own interest advised to refer to the undersigned for any clarification/information. **8.** The Bank shall not be responsible for any error/omission in this proclamation. **9.** For detail inspection of the vehicle and terms & conditions of auction, the prospective purchaser may contact **M/s Shriram Automall India Limited(SAMIL) Mob: +91-9555392992 on any working day from 10:00AM to 05:00 PM.**

Date: 20.05.2023, Place: Lucknow **Authorised Officer, Punjab & Sind Bank**

---

pnb Housing Finance Limited

Ghar Ki Baat

APPENDIX -IV-A - E-AUCTION-PUBLIC SALE NOTICE OF IMMOVABLE PROPERTY/IES

E-Auction-Sale Notice for Sale of Immoveable Assets Under the Securitisation and Reconstruction of Financial Assets and Enforcement of Security Interest Act, 2002 read with proviso to Rule 8(6) of the Security Interest (Enforcement) Rules, 2002)

Registered Office: 9th Floor, Antriksh Bhawan, 22, K.G. Marg, New Delhi-110001 PH.: 011-23357171, 23357172, 23705414, Website : www.pnbhousing.com

BRANCH OFFICE: 2ND FLOOR, TULSI COMPLEX, C-19/134, M-B, SHASTRI NAGAR, SIGRA, VARANASI- 221010 U.P.

Notice is hereby given to the public in general and in particular to the borrower(s) & guarantor(s) indicated in Column No. - A that the below described immovable property(ies) described in Column No.-D mortgaged/charged to the Secured Creditor, the constructive/Physical Possession of which has been taken (as described in Column No. - C) by the Authorized Officer of **M/s PNB Housing Finance Limited (PNB HFL)/ Secured Creditor, will be sold on "AS IS WHERE IS, AS IS WHAT IS and WHATEVER THERE IS BASIS"** as per the details mentioned below. Notice is hereby given to borrower(s)/mortgagor(s)/Legal Heirs, Legal Representative, (whether Known or Unknown), executor(s), administrator(s), successor(s), assignee(s) of the respective borrowers/ mortgagor(s)(since deceased) as the case may be indicated in Column No. - A under Rule-8(6) & 9 (1) of the Security Interest Enforcement Rules, 2002 amended as on date. For detailed terms and conditions of the sale, please refer to the link provided in **M/s. PNB Housing Finance Limited (PNBHFL)**, secured creditor's website i.e. **www.pnbhousing.com**.

Loan No. Name of the Borrower /Co-Borrower/ Guarantor(s)/ Legal heirs (A)	Demanded Amount & Date (B)	Nature of possession (C)	Description of the Properties mortgaged (D)	Reserve Price (RP) (E)	EMD (10% of RP) (F)	Last Date of Submission of Bid (G)	Bid Incremental Rate (H)	Inspection Date & Time (I)	Date of Auction & Time (J)	Known Encum-brances Court Case if any, (K)
NHL/VAR/ 0319/665888 Mr. Sandeep Gupta (Borrower) And Mrs. Sadhana Gupta (Co-Borrower) B.O.: VARANASI	Rs. 72,04,065.72/- (Rupees Seventy Two Lakhs Four Thousand Sixty Five and Paise Seventy-Two Only), as on 31.03.2021	(Physical)	All That Part And Parcel Of Property At Arazi No. 266/12 & Arazi No. 266/6, Ravi Nagar Colony, Near Kali Mandir, Mahmoodpur, Mawai, **Mughal Sarai, Chandauli, Uttar Pradesh, Admeasuring 2040 Sq. Ft. Bounded As:- East-** 5 Ft. Gali After Boundry Wall of Om Prakash Seth. **West-** Land of Seller, **North-** 6 Ft. Wide Road After Boundry Wall of Bhola Tiwari, **South-** Boundry Wall of Sita Ram Vaidya.	Rs. 93,99,000/-	Rs. 9,39,900/-	07.06.2023	Rs. 50,000/-	26.05.2023 11:00 A.M. to 04:00 P.M.	08.06.2023 10:30 A.M. to 02:00 P.M.	NIL/Not Known

***Together with the further interest @18% p.a. as applicable, incidental expenses, cost, charges etc. incurred upto the date of payment and/or realization thereof. ** To the best knowledge and information of the authorized Officer of PNB Housing Finance Limited, there are no other encumbrances/ claims in respect of above mentioned immovable/ secured assets except what is disclosed in the Column No. - K. Further such encumbrances to be catered/paid by the successful purchaser/bidder at his/her end. The prospective purchaser(s)/bidders are requested to independently ascertain the veracity of the mentioned encumbrances.**

1. As on date, there is no order restraining and/or court injunction PNBHFL/the authorized Officer of PNBHFL from selling, alienating and/or disposing of the above immovable properties/secured assets.
2. The prospective purchaser/bidder and interested parties may independently take the inspection of the pleading in the proceedings/orders passed etc. if any, stated in Column No. - K. Including but not limited to the title of the documents of the title pertaining thereto available with the PNBHFL and satisfy themselves in all respects prior to submitting tender/bid application form or making Offer(s) The bidder(s) has to sign the terms and conditions of this auction along with the Bid Form.
3. Please note that in terms of Rule 9(3) of the Security Interest (Enforcement) Rules, 2002, the bidder(s)/the purchaser is legally bound to deposit 25% of the amount of sale price, (inclusive of earnest money, if any, deposited) on the same day or not later than next working day. The sale may be confirmed in favour of (bidder(s) only after receipt of 25% of the sale price by the secured creditor in accordance with Rule 9(2) of the Security Interest (Enforcement) Rules, 2002. The remaining 75% of the s sale consideration amount has to be deposited by the purchaser within 15 days' from the date of acknowledgement of sale confirmation letter and in default of such deposit, the property/secured asset shall be resold.
4. **M/s C1 India Private Limited would be assisting the Authorised officer in conducting sale through an e-Auction having its Corporate office at Plot No. 68, 3rd Floor, Sector 44, Gurgaon, Haryana 122003 Website - www.bankeauctions.com For any assistance related to inspection of the property or obtaining the Bid Documents and for any other query or for registration, you have to co-ordinate with PNB Authorized OFFICER email id:- anoop.kumar1@pnbhousing.com & Mob No. 9289699724, is authorised Person of PNBHFL or refer to www.pnbhousing.com.**

PLACE:- VARANASI, DATE :- 19.05.2023 **Sd/- AUTHORIZED OFFICER, PNB HOUSING FINANCE LIMITED**

इंडियन बैंक Indian Bank

(भारत सरकार का उपक्रम) (A Govt. of India Undertaking)

इलाहाबाद ALLAHABAD

Zonal Office Lucknow, New Building, 2nd Floor, Hazratganj, Lucknow-226001, Ph. 0522-2286272, 2287283, Fax: 0522-2288033, E-mail id: zolucknow@indianbank.co.in

Borrower: M/s Sunrise Enterprises	Trinity Mayfair, 9/2 Ashok Vithika, Flat No 402 4th fl Tej bahadur, Sapru Margh Lucknow-226001
Proprietor: Mohd. Anwar Baig alias Anwar Baig	Flat No 105 Raazia Court Yard, Near City Railway Station, Lucknow-226001
Guarantor: Ms. Nazma Anwar	Flat No 105 Raazia Court Yard, Near City Railway Station, Lucknow-226001
Guarantor: Mr. Amit Kumar alias Mr. Amit Kumar Singh	H. No 3 Chaudhari Nagar Naka Paisar Faizabad Singh Road Nawabganj Barabanki, 225001

Show Cause Notice to M/s Sunrise Enterprises with Gomti Nagar Branch under ZO Lucknow

M/s. Sunrise Enterprises has availed **CC / OD** facility of Rs. 1,25,00,000/- from our **GOMTINAGAR** Branch. The unit is engaged in **providing / supplying Building Material** The Firm's credit facilities was lastly reviewed on .... The account turned into NPA on 27/09/2019 The total outstanding balance as on 03.06.2022 is 31,25,731/- In view of the default committed by the borrower, the case was examined by the Wilful Defaulter Screening Committee (WDSC) on 04.11.2022, with a view to ascertain Wilful Default on the part of the Borrower Firm and its Proprietor and Guarantors as per the guidelines laid down by the RBI. The Committee observed prima facie that irregularities / defaults meets the criteria to be classified as Wilful Defaulter and accordingly approved to issue Show Cause Notice (SCN) to classify the Borrower Firm M/s. Sunrise Enterprises, its Proprietor Mohd. Anwar Baig alias Anwar Baig and Guarantors, Ms. Nazma Anwar & Mr. Amit Kumar alias Mr. Amit Kumar Singh.

The Show Cause Notice was sent to the Borrower Firm M/s. Sunrise Enterprises, its Proprietor Mohd. Anwar Baig alias Anwar Baig and Guarantors, Ms. Nazma Anwar & Mr. Amit Kumar alias Mr. Amit Kumar Singh to their Business / Residential address vide letter dated 19.11.2022, as to why they should not be classified as " Wilful Defaulter " by specifying the following grounds / allegations of wilful default.

Grounds of Wilful Default:

Action of the unit / company, which is / are out of the four actions set out by Reserve Bank of India for Declaration as Wilful Defaulter	Reason & evidence which proves the action of the unit / company & also support justification for declaration as wilful Defaulter
Capacity to pay but unwilling to pay The unit has defaulted in meeting its payment / repayment obligations to the lender even when it has the capacity to honour the said obligations	Combined net worth of the Proprietor / Guarantor as on 26.03.2018 was Rs. 9.86 Cr and account is classified as NPA as on 27.09.2019. Hence it is clear that despite having sufficient capacity, Partner / Guarantor did not repay the Bank's dues.
Siphoning of Funds The unit has defaulted in meeting its payment / repayment obligations to the leader and has siphoned off the funds so that the funds have not been utilized for the specific purpose for which finance was availed of, nor are the funds available with the unit in the form of other assets	Borrower firm had submitted forged paper / Documents such as audited financials, lease agreement, and NOC from the lessee for availing loan. When branch had written to CA Santosh Mishra & Associates who had purportedly audited the financials submitted by the borrower, for verification of genuineness of the financial for FY 2017-18 and 2018-19, they have informed vide their letter dated 30.09.2019 that they have neither audited the financial statement of M/s Sunrise enterprises nor have uploaded the 3CB-3CD forms on Income Tax website. Further when Bank officials visited the mortgaged property on 25.09.2019, which was leased out to M/s MGS Auto Fab Pvt. Ltd. and verified the lease deed submitted to Bank with what possessed by the above lessee they found it different, containing different PAN No. Lessee were also unaware of mortgage of the above property and issue of NOC in this regard. Proprietor Mr. Anwar Baig has got issued multiple PAN cards. PAN No. DEOPB8685D with name Mohd. Anwar Baig, was submitted to our Bank. When enquired with CIBIL through other PAN No. ATYPB6315L bearing name Anwar Baig, it revealed that borrower has defaulted with other Bank also using this PAN Card. Guarantor Mr. Amit Kumar who is the proprictor in another Fraud account, M/s JSC Store with Gomtinagar branch has also got issued 2 PAN card. PAN No. CUDPK3748Q was submitted to our Bank while availing loan and PAN No. BHHPS3638D was submitted to Bank of Baroda in 2008 to avail the loan on the firm M/s Jai Shankar Cold Storage which was already NPA with BOB before taking loan from Indian Bank. Hence from all the above it is evident that borrower firm has fraudulently availed the loan by submitting the forged documents and thereby siphoned off the fund for some other purposes.

SCN Issuance and its response:

The Show Cause Notice sent vide letter dated 19.11.2022 by ZO Lucknow. As the Show Cause Notice was returned undelivered, the same was published in two newspapers i.e. Financial Express (English) and Jansatta (Hindi) on 21.12.2022.

In response to the show cause notice no reply is received from the Borrower Firm and its Proprietor and Guarantors against our Show Cause Notice dated 19.11.2022 & Newspaper publication dated 21.12.2022.

Wilful Defaulter Screening Committee Meeting held on 07.02.2023:

The facts & evidences placed before the Wilful Defaulter Screening Committee (WDSC) in support of Bank's charge / allegation for declaring the Borrower Firm and its Proprietor and Guarantors as wilful defaulter are perused, analysed & examined.

The Committee recorded that the Borrower Firm M/s. Sunrise Enterprises, its Proprietor Mohd. Anwar Baig alias Anwar Baig and Guarantors, Ms. Nizma Anwar & Mr. Amit Kumar alias Mr. Amit Kumar Singh have not replied to the Show Cause Notice (SCN) addressing the allegations mentioned in the show cause notice sent to them vide letter dated 19.11.2022 & Newspaper publication dated 21.12.2022. The Committee further observed that they are not interested to address their views for not declaring them as wilful defaulter and it also tantamounts to acceptance of the allegations mentioned in the SCN. Further, since the Borrower Firm and its Proprietor and Guarantors have not replied to the SCN the opportunity of providing personal hearing does not arise.

Thereafter, after due deliberations and going by the records, Wilful Defaulter Screening Committee has unanimously passed an order declaring the Borrower Firm M/s. Sunrise Enterprises, its Proprietor Mohd. Anwar Baig alias Anwar Baig and Guarantors, Ms. Nazma Anwar & Mr. Amit Kumar alias Mr. Amit Kumar Singh as wilful defaulter for Capacity to pay but unwilling to pay and Siphoning of Funds.

In view of the above, we hereby inform you the decision taken by WDSC to classify you all as "Wilful Defaulter".

In case you desire, you can make a representation / submissions in this regard within 15 days of receipt of this letter hearof to the Bank. Beside this, if you ask for, Wilful Defaulter Review Committee headed by MD & CEO, at the discretion, may allow personal hearing. Please note in case no representation is received within stipulated period or Bank is not satisfied with the representation / submission made by you, Bank will go ahead with its decision of declaring & also informing RBI, CIBIL and other Credit Information Companies, names of the Company & of its Directors as wilful defaulter and also will take appropriate legal action.

Date : 20.05.2023 **Place : Lucknow** **Authorised Officer Indian Bank**

MAY MEET QUAD LEADERS, ZELENSKY ON THE SIDELINES

Modi in Hiroshima for G7 summit

SHUBHAJIT ROY
New Delhi, May 19

Prime Minister Narendra Modi arrives in Hiroshima to attend the G7 Summit, on Friday PTI

IN THE FIRST visit to Hiroshima by an Indian Prime Minister since India conducted nuclear tests in 1974, Prime Minister Narendra Modi reached the Japanese city on Friday for the G7 leaders' summit.

Besides bilateral meetings with various leaders on the sidelines of the summit, diplomats are working towards scheduling Modi's meeting with Ukraine's President Volodymyr Zelensky, who is also expected in Hiroshima, and a Quad leaders' meeting with US President Joe Biden, Japan's Prime Minister Fumio Kishida and Australian Prime Minister Anthony Albanese.

Modi is also scheduled to meet British Prime Minister Rishi Sunak, French President Emmanuel Macron, South Korean Prime Minister Han Duck-soo and Vietnam Prime Minister Pham Minh Chinh.

Before leaving for Japan, Modi said: "My presence in this G7 summit is particularly meaningful as India holds the G20 presidency this year. I look forward to exchanging views with the G7 countries and other invited partners on challenges that the world faces and the need to collectively address them. I would also be holding bilateral meetings with some of the leaders attending the summit."

In an interview to Tokyo-based newspaper Nikkei Asia, Modi said he would "amplify the voices and concerns of the Global South" countries at the G7 summit, and "foster synergy" with the broader G20 he is hosting later this year.

He said he was looking forward to discussing global changes and challenges in areas such as energy, digital technology and supply chains. "I will emphasise India's role as a reliable partner in addressing these challenges," he said.

Modi said that India and Japan's shared values of democracy, freedom and the rule of law have brought them closer. "We now see a growing convergence in our political, strategic, security and economic interests," he said in the interview.

On the Russia-Ukraine war, he said: "India stands on the side of peace, and will remain firmly there. We are committed to supporting those who face challenges in meeting their basic needs, especially in the face of rising costs of food, fuel and fertilisers. We maintain communication with both Russia and Ukraine... Cooperation and collaboration should define our times, not conflict."

Asked if India could play the role of mediator, he said the country's position on the Ukraine conflict "is clear and unwavering".

Shein to be tech partner, not to invest in Reliance Retail: Govt

FE BUREAU
New Delhi, May 19

GLOBAL FASHION RETAILER Shein's second coming into the Indian market will be as a technology and knowledge partner to Reliance Retail Ventures (RRVL) and would not involve investments or any degree of control on local operations, a senior official said here Friday.

Shein, which has an annual turnover of ₹2 trillion from global operations, will be allowing its Indian partner to use its brand name for the local retail platform, and help develop a vendor base and just-in-time supply chain for fashion, for which it is known world over for.

Shein was earlier operating through its own platform in India and selling imported clothes before tensions with China in Ladakh in 2020 led to ban on many Chinese apps and closure of its India business.

Founded by Chris Lu in China in 2008, the parent company of Shein is Roadget Business and is now based out of Singapore.

The Indian Shien online platform will be fully owned and operated by RRVL. All the data and servers of the digital platform will remain in India and Shien will have no access to it.

"For its efforts Shien will not get any fixed payment but will get a share of profits of the Indian company," the official who did not wish to be named said.

"Localization of infrastructure and platform data are aimed to ensure that the collaboration with Shein will always be compliant with applicable Indian laws," he added.

Shien sources 93% of its merchandise from China. "In India, it will provide technology and expertise to RRVL to integrate a network of over 25,000 medium and small enterprises, thereby creating a robust parallel global supply chain from India," he said.

The MSMEs integrating with Shien's supply chain will potentially create ₹50,000 crore or $7-8 billion dollar export opportunity for the Indian textile sector. This will account for 25% of all sourcing by Shien.

Last financial year, India exported readymade garments worth $16.1 billion, almost the same as in 2021-22. Exports of cotton yarn, fabrics, made-ups, handloom products accounted for another $10.95 billion as against $15.3 billion in 2021-22.

RRVL and Shein applied for permissions to the ministry of electronics and information technology in January and got all permissions on May 4.

Vaishnaw to be guest at Express Adda today

EXPRESS NEWS SERVICE
New Delhi, May 19

RELIGARE Values that bind
Presents
The Indian EXPRESS ADDA
Associate Partners | FOSTIIMA | RAILTEL | DeVANS | Hospitality Partner LE MERIDIEN

INFRASTRUCTURE HAS AND continues to be a very important piece in the BJP-led NDA government's agenda. As the Minister for Railways, Electronics & IT and Communications, Ashwini Vaishnaw, is handling key projects in all three of his portfolio ministries, and has made a mark in Prime Minister Narendra Modi's Cabinet in less than three years.

Vaishnaw, an IIT engineer with a Wharton MBA, with rich and varied experience in both the government and the private sector, will be the chief guest at the Express Adda on Saturday.

As the Railways Minister, Vaishnaw untangled the production deadlock for Vande Bharat, the indigenously manufactured, semi-high speed and self-propelled train. At present, as many as 17 of the Vande Bharat showpiece trains are running. He is also working on rolling out India's first hydrogen-powered train by the end of the year.

Vaishnaw – who recently returned from a trip to the US where he met leaders of some of the biggest tech companies in the world, including Google and Intel – is overseeing big-ticket projects in his other ministries as well. As the Communications Minister, he deftly handled the sale of spectrum and introduction of 5G, avoiding controversies, and has overhauled the right of way regime to ensure that telephony equipment can be set up across the country at a record pace.

In IT, he has rolled out a $10-billion incentive package to kickstart semiconductor production in India. Once up and running, these fabs could play a major role in increasing India's local production capacity significantly while cutting down the reliance on semiconductor imports from elsewhere. A renewed $2 billion policy to boost local IT hardware production has recently received the Cabinet's nod.

Aside from the focus on infrastructure, as India looks to set the narrative while charting its own path in technology regulations – including a new IT Act and the data protection Bill – that impact some of the most consequential companies and have a bearing on fundamental rights such as freedom of speech and right to privacy, all eyes will be on how Vaishnaw navigates technology policy decisions to find a balance between citizen rights and innovation.

Vaishnaw is incharge of overhauling two major laws that will pave the way for reforms in the telecom and tech sectors. Under him, the draft Indian Telecommunication Bill, 2022 has been released that aims to replace colonial-era rules governing telecommunications in India. The IT Ministry is currently working on the draft Digital India Act, which will replace the two-decade-old Information Technology Act, 2000, India's core law for the Internet.

Over the past couple of years, Vaishnaw has emerged as the government's principal spokesperson on its 'good governance' agenda. With less than a year to go for Lok Sabha 2024 elections, his voice is keenly sought and heard.

At the Adda, Vaishnaw will be in conversation with Anant Goenka, Executive Director, Indian Express Group, and Anil Sasi, National Business Editor, *The Indian Express*.

Previous guests at the Adda include Union Minister of External Affairs S Jaishankar, Union Minister of Road Transport and Highways and MSMEs Nitin Gadkari, Union Minister of Health Mansukh Mandaviya, Union Minister of Housing and Urban Affairs and Petroleum and Natural Gas Hardeep Singh Puri, election strategist Prashant Kishor and oncologist and author Siddhartha Mukherjee.

Time to pay attention to funding disaster risk reduction: India at UN

EXPRESS NEWS SERVICE
New Delhi, May 19

FOR FAR TOO long the world has focused on financing disaster response and it is time to pay attention to funding disaster risk reduction (DRR) and developing early warning systems, India said at a meeting to review the Sendai Framework for Disaster Risk Reduction at UN headquarters on Thursday.

Headed by PK Mishra, principal secretary to Prime Minister Narendra Modi, the Indian delegation emphasised that the issue of disaster risk reduction is getting the requisite attention in the global policy discourse as both G20 and G7 have accorded priority to this issue, the Prime Minister's Office said.

"In India, we accord high importance to disaster risk reduction issues...We have brought about landmark changes in our financing architecture to support the entire spectrum of disaster risk management needs – disaster risk mitigation, preparedness, response, recovery and reconstruction. Our state and local governments have access to about $6 billion for disaster risk mitigation over five years (2021-2025). This is in addition to a resource of $23 billion meant for preparedness, response and recovery," Mishra said.

PI Industries Limited

EXTRACT OF STANDALONE AND CONSOLIDATED AUDITED FINANCIAL RESULTS FOR THE QUARTER AND YEAR ENDED 31ST MARCH, 2023

(Rs. in Mn.)

Sl. No.	Particulars	Standalone					Consolidated				
		Quarter Ended			Year Ended		Quarter Ended			Year Ended	
		31.3.2023	31.12.2022	31.3.2022	31.3.2023	31.3.2022	31.3.2023	31.12.2022	31.3.2022	31.3.2023	31.3.2022
		Audited	Un-Audited	Audited	Audited		Audited	Un-Audited	Audited	Audited	
1.	Total income from Operations	15,590	16,190	13,697	64,293	51,768	16,151	16,634	14,152	66,510	54,009
2.	Net Profit / (Loss) for the period (before tax, Exceptional and/or Extraordinary items)	3,283	4,022	2,684	14,217	10,005	3,325	4,002	2,693	14,443	10,328
3.	Net Profit / (Loss) for the period before tax (after Exceptional and/or Extraordinary items)	3,283	4,022	2,684	14,217	10,005	3,325	4,002	2,693	14,443	10,328
4.	Net Profit / (Loss) for the period after tax (after Exceptional and/or Extraordinary items)	2,794	3,527	2,046	12,114	8,197	2,806	3,518	2,044	12,295	8,438
5.	Total Comprehensive Income for the period [Comprising Profit / (Loss) for the period (after tax) and Other Comprehensive Income (after tax)]	2,925	3,543	2,224	11,718	8,284	2,948	3,536	2,217	11,911	8,520
6.	Paid-up equity share capital (Face value of ₹ 1/- each (Previous Year ₹ 1/- each))	152	152	152	152	152	152	152	152	152	152
7.	Reserves excluding Revaluation Reserves as per Balance sheet of previous accounting year				70,816	60,235				71,833	61,052
8.	Earning per Share (in ₹) (for continuing and discontinued operations)*										
	1. Basic (Rs.)	18.41	23.24	13.49	79.84	54.03	18.49	23.20	13.49	81.06	55.65
	2. Diluted (Rs.)	18.41	23.24	13.49	79.84	54.03	18.50	23.20	13.48	81.04	55.63

*Actuals for the quarter not annualised

Notes
1. The above financial results were reviewed and recommended by the Audit Committee of the Board and approved by the Board of Directors at their meeting held on 18.05.2023.
2. The above is an extract of the detailed format of the Standalone and Consolidated Financial Results for the quarter and year ended March 31, 2023 filed with the Stock Exchanges under Regulation 33 of the SEBI (Listing Obligations and Disclosure Requirements) Regulations, 2015. The full format of these Financial Results are available on the websites of the Stock Exchange(s) (www.nseindia.com, www.bseindia.com) and the Company's website (www.piindustries.com).
3. The board of directors at their meeting held on May 18, 2023 have recommended a final dividend of Rs. 5.50 per equity share (550%), subject to the approval of shareholders in the ensuing Annual General Meeting. With this, total dividend for the year (including an interim dividend of Rs. 4.50 per equity share paid during the year) is Rs. 10.00 per share.
4. The Consolidated financial results include the results of the following entities namely, Subsidiaries a) Jivagro Limited, b) PILL Finance and Investment Limited c) PI Life Science Research Limited d) PI Japan Co. Limited e) PI Health Sciences Limited f) PI Bioferma Private Limited g) PI Fermachem Private Limited; Controlled Trust h) PI ESOP Trust; Equity accounted entities i) PI Kumiai Private Limited (Joint Venture) j) Solinnos Agro Sciences Private Limited (Associate).

Place: Gurugram
Date: May 18, 2023
Regd. Office: Udaisagar Road, Udaipur - 313001 (Raj)
Phone: 0294 6651100 Fax: 0294 2491946
CIN: L24211RJ1946PLC000469

For PI Industries Limited
Sd/-
Mayank Singhal
Vice Chairman & Managing Director
DIN : 00006651

केनरा बैंक Canara Bank

Recovery Section, Central Regional Office, 6th Floor, Ansal Tower, 38, Nehru Place, New Delhi - 110019 Ph.: 011-26281530, 26414751

NOTICE UNDER SECTION 13(2) OF THE SECURITIZATION AND RECONSTRUCTION OF FINANCIAL ASSETS AND ENFORCEMENT OF SECURITY INTEREST ACT, 2002 (SARFAESI ACT)

In respect of loans availed by below mentioned borrowers / guarantors from **CANARA BANK**, which have become NPA with below mentioned balance outstanding on dates mentioned below. We have already issued detailed Demand Notice dated as mentioned below Under Sec. 13(2) of Securitization and Reconstruction of Financial Assets and Enforcement of Security Interest Act 2002 by Registered Post / Speed Post / Courier with acknowledge due to you which has been returned undelivered / acknowledgment not received. We have indicated our intention of taking possession of securities owned on one of you as per Sec. 13(4) of the Act in case of your failure to pay the amount mentioned below within 60 days. In the event of your not discharging liability as set out herein above the Bank / Secured Creditor may exercise any of the right conferred under section 13(4) of SARFAESI Act., Details of Liabilities are as under:-

Sr. No.	Name of Borrowers/Guarantors & Date of NPA	Demand Notice Date / Amount Outstanding	Details of Secured Assets:
1	**Branch: FOUNTAIN AREA, New Delhi** **1. M/s Kashi Handloom (Borrower),** 1455 / 20, 3rd Floor, Shri Ram Market, Gali Chippiyan, Maliwara, Nai Sarak, Chandni Chowk, Delhi - 110006 **2. Mr. Narayan Kumar Keshan (proprietor),** Flat No. T-1, Third Floor, A- 125, Gali No 2, Aruna Park, Shakarpur, Delhi – 110092 & F 182, F Block, Khasra No 52/22, Village Khureji Khas, Laxmi Nagar, Delhi - 110092 **3. Mr. Vinod (Guarantor),** E 538 Gali No 10, Dayal Purdelhi- 110094 **Loan Accounts have been classified as a NPA on 06-09-2022 (as per MOC given by statutory auditor for the March 2023 Balance Sheet and implemented in CBS on 04.05.2023)**	**06-05-2023** **Rs. 1,05,64,766.56** together with further interest and incidental expenses and costs	**01. EMT of Built Up Third Floor Portion of Property Bearing No. A-125 With Roof/terrace Rights, Land/plinth / covered Area 75 Sq. Yards I.e. 62.70 Sq. Metrs (approx.), Parking at Ground Floor, Part of Khasra No. 273/80, Situated in the Abadi of Aruna Park, Shakarpur, in the area of Village Shakarpur Khas, Illaqa Shahdara, Delhi – 110092, in the name of Mr. Narayan Kumar Keshan** **02. Emt of Commercial Shop On Third Floor Bearing Private No 20 Having Its Area Measuring 9.51 Sq.mtrs Approx, Without Roof Rights, Being Part of Property Bearing Muncipal No.- 1455, Ward No. V, Known As Shri Ram Market, Situated At Gali Chippiyan, Maliwara, Nai Sarak, Delhi – 110006 In The Name of Mr. Narayan Kumar Keshan** **Movable** **Stocks In The Name M/s Kashi Handloom**
2	**Branch: Gandhi Nagar Branch, New Delhi (DP Code-1974)** **1. M/s S N B Clothing Co. (Borrower)** 460 A/3, 1st Floor, Above Ashok Chuna Bhandar, Gali No. 12, Pandav Road, Swam Cinema Road, East Delhi, Delhi – 110032 **2. Mr. Yashpal Singhvi (proprietor),** 801, 8th Floor, Tower B-6, Cleo County, Noida Sector 121, Noida, Gautam Buddha Nagar, Uttar Pradesh – 201301 & 383/8A, 3rd Floor, Lane No 16, East Azad Nagar, Delhi- 110051 **3. Smt. Varsha Singhvi (Guarantor),** R/o 383/8-a, Gali No.16, East Azad Nagar, Delhi – 110051 & Shop No. G-4, UP Property Nos. 838, 839 & 268/6 Old, New No. - X 415, Gali No 2, Mohalla Ram Nagar, Gandhi Nagar, Village Seelampur, Shahdara, Delhi – 110031 **Loan Accounts have been classified as a NPA on 30-04-2023**	**03-05-2023** **Rs. 37,40,377.85** together with further interest and incidental expenses and costs	**EMT of One Shop On Ground Floor, Bearing Pvt. Shop No. G-4, Measuring Area 21.66 Sq. Yds, Part of Built-up Property Nos. 838,839 & 268/6 Old & New No. X/415, Bearing Plot No. 28 & 33, Out of Khasra No. 70/16 And 70/17, Situated At Sikka Building, Gali No. 2, Mohalla Ram Nagar, Gandhi Nagar, In The Area of Village Seelampur, Illaqa Shahdara, Delhi -110031, In The Name of Smt. Varsha Singhvi, Bounded As: East- Gali No.2, West- Portion of The Said Property, North- Portion of The Said Property, South- Portion of The Said Property** **Movable** **Stocks and Book Debts In The Name of M/s S N B Clothing Co.**
3	**Branch: GANDHI NAGAR, New Delhi branch** **1. Ms Laxmi Kumari D/o Shri Rishi Bhoosan,** R/o Near Primary School, 636, Barahab Road, Village- Deokhera, Tundla Firozabad, UP - 283204 & R/o B-47, Sector-22, Noida, Dist Gautam Budh Nagar, UP - 201301 & Flat No. T-16/1005, 10th Floor, Block / Tower- T-16, Shri Radha Sky Gardens, Plot No. GH-05, Sector-16B, Greater Noida, District Gautam Budh Nagar, U.P. - 201301 **2. Mr. Prashant Dwivedi** C/o Ram Kishor Dwivedi, H. No. – 47, B-block, Sector-22, Noida, Gautam Buddha Nagar, UP - 201301 **Loan Accounts have been classified as a NPA on 08-04-2023**	**27-04-2023** **Rs. 31,64,822.66** together with further interest and incidental expenses and costs	**EMT of Flat No. T-16/1005, 10th Floor, Block/tower- T-16, Shri Radha Sky Gardens, Plot No. Gh-05, Sector-16b, Greater Noida, District Gautam Budh Nagar, U.P. Consisting Two Bed Rooms, One Drawing Cum Dining Room, One Kitchen, Two Toilets And Four Balconies Having A Total Super Area Approximate 1200 Sq. Ft. And Carpet Area 689.54 Sq. Ft. Along With Right to Use One Covered Car Parking Space, in the name of Ms. Laxmi Kumari**

The above mentioned Borrowers / Guarantors are advised (1) To collect the original notice from the undersigned for more and complete details and (2) To pay the balance outstanding amount interest and costs etc. within 60 days from the date of notice referred to above to avoid further action under the SARFAESI Act.

Dated : 19-05-2023, Place : New Delhi **Authorised Officer, CANARA BANK**

Classifieds

PERSONAL

I,**Deepa** Radhamoniamma,w/o Sudeesh E.,Residing at,A-42, Gali.No.3, Hari-Vihar, Kakrola,New Delhi-110078,have Changed my name to Deepa Radhamoney Amma,Permanently.

0040668693-9

I,**Subhadarshini,W/o-Swarup** Ranjan Parida Residing at,D-36/37,3rd Floor, Flat No.4, Vishwakarma Colony,Pul Pehladpur, New Delhi-110044,have Changed my name to Subhadarshini Mohanty,Permanently.

0040668797-10

I,**Daya** Devi D/o Karam Chand R/o E-350A, East Vinod Nagar,Delhi-110091,have changed my name to Daya.

0040668693-8

I BAMELUM DRAI ARMY NO.4377043M S/O BAPLUM DRAI R/O VILL./ PO LOLIL-IANG, PS, TEZU DIST. LOHIT, ARUNACHAL PRADESH-792001 WANT TO DECLARE THAT IN MY SERVICE RECORDS MY AND MY WIFE NAME WRONG-LY WRITTEN AS BAMELUM DARAI AND ANI DARAI THAT MY AND MY WIFE'S CORRECT NAME IS BAMELUM DRAI AND ANI DRAI.

0040668702-1

I,**Anil** Kumar Buttan,s/o Om Prakash Buttan Residing at,12 D, Pocket-F,Mayur Vihar Phase-II, Delhi-110091,have Changed my name to Anil Buttan,Permanently.

0040668797-8

I,**Ashmeet** Kaur Pahwa,D/o Tejinder Singh Pahwa,Residing at WZ-204, Shiv Nagar, Janak Puri, New Delhi-110058,have Changed my name to Ashmeet Pahwa,Permanently

0040668797-7

I,**Ritu** Chauhan,W/o Mehul Singh Tomar Residing at,59/29,New Rohtak-Road, Near Liberty Cinema,Karol-Bagh,New Delhi-110005,have Changed my name to Ritu Singh Tomar,Permanently.

0040668797-9

I,**Mool** Chand s/o-Yadram,H.No-322,Gali.No-2,Tilpat,Amarnagar,Faridabad-121003,Haryana,have Changed my name to Mool Chand Sharma,Permanently.

0040668806-3

I,**Manish** Kumar Gaba S/o Mohan Lal Gauba Residing at,H.No.73,Sector-11C,Faridabad-121006 Haryana,have Changed my name to Manish Gaba,Permanently.

0040668797-6

PUBLIC NOTICE

My Client DEVENDER SINGH S/o LATE UMED SINGH R/O HOUSE NO 260, VPO JHARODA KALAN, DELHI-110072, there is agriculture land i.e. one acre area measuring 4840 sq yds. (4-16) khasra No 70/14, Khatoni number 146/MIN 157, that is under kind control and possession of my client since March 2010 using for agriculture purpose, having adverse right upon this land. My client invites the objections if any may furnish within 7 days from this public notice dated 18.5.2023. Anyone having any claims for sell contact immediately at his / our lawyer office, if any found objection within the stipulated period of 7 days, anybody deals with them at his own risk and cost and consequences for any false claim.

Sd/-
R.S. CHAUDHARY ADVOCATE
Court Seat No 104, Gajanand Block, Near Gate No. 2, Tis Hazari Court, Delhi-110054

PUBLIC NOTICE

Be it known to the general public that my clients Om Prakash Sethi S/o Late Sh. Kashi Ram Sethi and his wife Mrs. Sangeeta Sethi Both resident of B-236, Derawal Nagar, Delhi-110009 have disowned/ debarred their son namely Manish Sethi, daughter-in-law Mamta Sethi, grand son Abhinav Sethi and grand daughter Shivika Sethi from all their movable and immovable properties and severed all their relation with them, as they are not in control of my clients. If any body deals with them, he/she shall be at his/her own risk and my clients shall not be responsible for that.

Sd/- Prem Prakash Soni (Advocate)
Enrl. No. D/2623/2006
176,Western Wing,Tees Hazari,Delhi-54

PUBLIC NOTICE

Known to all through this public notice that my client's **Sh. Rakesh Kumar Sharma and his wife Vinay Laxmi Nutan Sharma** had disowned and debarred there son **Gaurav Sharma** due his irresponsible and quarrelsome behaviour vide public notice dated **28/08/2018** Published in National Newspaper **JANSATTA AND THE INDIAN EXPRESS.**
Now the relation between my client's and there son has been cordial hence my client's withdraw his earlier publication dated **28/08/2018.**

ARUN RAGHAV (ADVOCATE)
DELHI HIGH COURT
CH. NO. G-220, Karkardooma Court, Delhi-110032.

BUSINESS OFFERS

Earn 20 % Annual Return by Keeping Rupees in Your Account in Share Market Pl. call 6354575386

0050219070-1

"IMPORTANT"

Whilst care is taken prior to acceptance of advertising copy, it is not possible to verify its contents. The Indian Express (P) Limited cannot be held responsible for such contents, nor for any loss or damage incurred as a result of transactions with companies, associations or individuals advertising in its newspapers or Publications. We therefore recommend that readers make necessary inquiries before sending any monies or entering into any agreements with advertisers or otherwise acting on an advertisement in any manner whatsoever.

"FORM NO. URC-2"

Advertisement giving notice about registration under Part I of Chapter XXI [Pursuant to section 374(b) of the companies Act, 2013 and rule 4(1) of the companies (Authorised to Register) Rules, 2014]

1. **Notice** is hereby given that in pursuance of sub-section (2) of section 366 of the Companies Act, 2013, an application has been made to the Registrar Of Companies Delhi & Haryana that M/s Fashion Accessories a partnership firm may be registered under Part I of Chapter XXI of the Companies Act 2013, as a company limited by shares.
2. The principal objects of the company are as follows:
   i) To take over the running business of M/s Fashion Accessories, partnership firm having PAN No. AAAFF6079J in the proposed company.
   ii) To manufacture, fabricate and process all types of readymade garments, other wearing and furnishing apparels and handicraft goods made of any material whether meant for export or to be sold in the local market, either on its own or in the collaboration with any other person, in India or outside India.
   iii) To buy and sell, export from and import in India, materials, commodities, goods and articles of every kind, nature and description whether raw, semi manufactured or manufactured to and from all parts of the world.
3. A copy of the draft memorandum and articles of association of the proposed company may be inspected at the office at 408, Sector 37, Gurgaon-122015.
4. Notice is hereby given that any person objecting to this application may communicate their objection in writing to the Registrar at Central Registration Centre (CRC), Plot no. 6,7,8, Sector 5, IMT Manesar, District Gurgaon-122052 Haryana within twenty one days from date of publication of this notice, with a copy to the company at its registered office.

Dated this on 16th day of May 2023.

Name(s) of Applicant
Sd/- Chandrika Thatai **Sd/- Aashray Thatai**

UNION PUBLIC SERVICE COMMISSION

DHOLPUR HOUSE, SHAHJAHAN ROAD, NEW DELHI-110069

INDICATIVE ADVERTISEMENT NO. 52/2023

The Government of India has submitted a requisition for recruiting **Joint Secretary and Director/Deputy Secretary level officers**. Accordingly, Online Applications are invited for lateral recruitment from talented and motivated Indian nationals willing to contribute towards nation building to join the Government at the level of **Joint Secretary or Director/Deputy Secretary** 'Group A', in the under mentioned posts in different Ministries/Departments on Contract Basis (On Deputation for officers of States/UT Cadres, Public Sector Undertakings (PSUs), Autonomous Bodies, Statutory Organizations, Universities, Recognized Research Institutes) for a period of three years (Extendable to five years depending upon performance) through website **http://www.upsconline.nic.in** to the following posts from **20th May, 2023 to 19th June, 2023**.

1. **(Post ID No. 23055201620)** One post of Joint Secretary (Civil Aviation), Ministry of Civil Aviation.
2. **(Post ID No.23055202420)** One post of Joint Secretary (Digital Commerce), Department for Promotion of Industry and Internal Trade, Ministry of Commerce and Industry.
3. **(Post ID No.23055203420)** One post of Joint Secretary (Arbitration & Conciliation), Department of Legal Affairs, Ministry of Law and Justice.
4. **(Post ID No.23055204420)** One post of Joint Secretary (Cyber Laws), Department of Legal Affairs, Ministry of Law and Justice.

5*. **(Post ID No.23055205420)** One post of Director/Deputy Secretary (Integrated Nutrient Management), Department of Agriculture & Farmers Welfare, Ministry of Agriculture & Farmers Welfare.

6. **(Post ID No.23055206420)** One post of Director/Deputy Secretary (Natural Resource Management/Rainfed Farming System), Department of Agriculture & Farmers Welfare, Ministry of Agriculture & Farmers Welfare.
7. **(Post ID No.23055207420)** One post of Director/Deputy Secretary (Cooperation/Credit), Department of Agriculture & Farmers Welfare, Ministry of Agriculture & Farmers Welfare.
8. **(Post ID No.23055208420)** One post of Director/Deputy Secretary (Crops), Department of Agriculture & Farmers Welfare, Ministry of Agriculture & Farmers Welfare.
9. **(Post ID No.23055209420)** One post of Director/Deputy Secretary (Chemical Engineering), Department of Chemicals and Petrochemicals, Ministry of Chemicals and Fertilizers.
10. **(Post ID No.23055210520)** One post of Director/Deputy Secretary (Pharma and Medical Device), Department of Pharmaceuticals, Ministry of Chemicals and Fertilizers.
11. **(Post ID No.23055211420)** One post of Director/Deputy Secretary (Digital Commerce), Department for Promotion of Industry and Internal Trade, Ministry of Commerce and Industry.
12. **(Post ID No.23055212420)** One post of Director/Deputy Secretary (IPR/Copyrights), Department for Promotion of Industry and Internal Trade, Ministry of Commerce and Industry.
13. **(Post ID No.23055213620**) One post of Director/Deputy Secretary (E-Governance), Ministry of Corporate Affairs.
14. **(Post ID No.23055214620)** One post of Director/Deputy Secretary (Logistics), Department of Food and Public Distribution, Ministry of Consumer Affairs, Food and Public Distribution.
15. **(Post ID No.23055215420)** One post of Director/Deputy Secretary (ICT Edu), Department of School Education & Literacy, Ministry of Education.
16. **(Post ID No.23055216420)** One post of Director/Deputy Secretary (Edu Laws), Department of School Education and Literacy, Ministry of Education.
17. **(Post ID No.23055217420)** One post of Director/Deputy Secretary (Policy, Promotion & Outreach), Department of Higher Education, Ministry of Education.
18. **(Post ID No.23055218420)** One post of Director/Deputy Secretary (Manufacturing - Capital Goods), Ministry of Heavy Industry.
19. **(Post ID No.23055219420)** One post of Director/Deputy Secretary (Manufacturing - HEI), Ministry of Heavy Industry.
20. **(Post ID No.23055220420**) One post of Director/Deputy Secretary (Urban Planning), Ministry of Housing and Urban Affairs.

Eligibility: The following Officers/Individuals with a minimum of experience of **15** years for **Joint Secretary Level posts**, experience of **10** years for **Director Level posts** and experience of **07** years for **Deputy Secretary Level posts** are eligible to apply:

*** For Item No. 5, Ph. D Holders are required to possess minimum 04 years experience**.

a. Officers of any State/UT Government who are already working at equivalent level or are eligible for appointment to equivalent level in their cadre, with relevant experience.

b. Individuals working at comparable levels in Public Sector Undertakings (PSUs), Autonomous Bodies, Statutory Organizations, Universities, Recognized Research Institutes.

c. Individuals working at comparable levels in Private Sector Companies, Consultancy Organisations, International/ Multinational Organisations.

NOTE: Central Government employees are not eligible to apply for these posts.

The minimum and maximum age limit for the Joint Secretary level post are 40 and 55 years respectively and the Pay will be fixed at the minimum of Pay Level-14 in the Pay Matrix as per 7th CPC (approximate gross salary would be around Rs. 2,66,000/- including Dearness Allowance, Transport Allowance & House Rent Allowance in present level).

The minimum and maximum age limit for the Director level post are 35 and 45 years respectively and the Pay will be fixed at the minimum of Pay Level-13 in the Pay Matrix as per 7th CPC (approximate gross salary would be around Rs. 2,18,000/- including Dearness Allowance, Transport Allowance & House Rent Allowance in present level).

The minimum and maximum age limit for the Deputy Secretary level post are 32 and 40 years respectively and the Pay will be fixed at the minimum of Pay Level-12 in the Pay Matrix as per 7th CPC (approximate gross salary would be around Rs. 1,43,000/- including Dearness Allowance, Transport Allowance & House Rent Allowance in present level).

However, the Government reserves its right to place deserving appointees at an appropriate level within the scale of pay.

The crucial date for determining the age limit shall be the closing date for submission of online application.

The candidates willing to apply for the above posts are advised to visit Commission's Website **http://www.upsconline.nic.in**. The detailed advertisement along-with 'Instructions and Additional Information to candidates' has been displayed on Commission's Website **http://www.upsc.gov.in** and website **http://www.upsconline.nic.in**.

davp-55103/12/0005/2324

ANATOMIC IRON INDIA PRIVATE LIMITED

CIN : U74999DL2019PTC357862
FF/12A, First Floor, TDI District Center, Jasola South Delhi New Delhi-110025 India
Emil Id : director@anatomiciron.com
Mobile No. : 9930372925

"FORM NO. INC–26"
[Pursuant to rule 30 the Companies (Incorporation) Rules, 2014]
Before the Central Government Regional Director Northern Region, Delhi
In the matter of sub-section (4) of Section 13 of Companies Act, 2013 and clause (a) of sub-rule (5) of rule 30 of the Companies (Incorporation) Rules, 2014
AND
In the matter of
ANATOMIC IRON INDIA PRIVATE LIMITED
(CIN : U74999DL2019PTC357862)
having its registered office at FF/12A, First Floor, TDI District Center, Jasola South Delhi New Delhi -110025 India,

.....Applicant Company/Petitioner

Notice is hereby given to the General Public that the company proposes to make application to the Central Government under section 13 of the Companies Act, 2013 seeking confirmation of alteration of the Memorandum of Association of the Company in terms of the special resolution passed at the Extra Ordinary General Meeting held on **17th May 2023** to enable the company to change its Registered Office from **"NCT of Delhi" to the "State of Uttar Pradesh".**

Any person whose interest is likely to be affected by the proposed change of the registered office of the company may deliver **either on the MCA – 21 portal (www.mca.gov.in) by filing investor complaint form** or cause to be delivered or send by registered post of his/her objections supported by an affidavit stating the nature of his/her interest and grounds of opposition to the Regional Director, Northern Region, Ministry of Corporate Affairs, at the address B-2 Wing, 2nd Floor, Pt. Deendayal Antyodaya Bhawan, CGO Complex, New Delhi-110003 India within fourteen (14) days of the date of publication of this notice with a copy to the applicant company at its registered office at the address mentioned below

FF/12A, First Floor, TDI District Center, Jasola South Delhi New Delhi-110025 India

For and on behalf of the Applicant
ANATOMIC IRON INDIA PRIVATE LIMITED
Date : 20.05.2023 **Sd/-**
Place : Delhi **(Director)**
Nisarahmed Hamid Chougule
(DIN:08823626)

Indian Bank

इंडियन बैंक इलाहाबाद

Branch Name, Tilaknagar, Delhi
Address: A30-31, Ganesh Nagar, Tilak Nagar, Delhi
E-mail: tilaknagar@indianbank.co.in

Notice under Sec. 13 (2) of The Securitisation and Reconstruction of Financial Assets and Enforcement of Security Interest Act 2002

Sent on 27/04/2023 by Regd. Post / Speed Post /Courier to .....

M/s M.H. Medicare (Borrower) Prop./Guarantor Mr Maneet Singh S/o Ravinder Pal Singh, (1/27, Third Floor, Mall Road, Tilak Nagar, Delhi-18)

Mr. Ravinder Pal Singh(Mortgagors/Guarantor), (1/27, Third Floor, Mall road, Tilak Nagar,Delhi-18)

Sub: loan account/s CC-928590212, TL-6574401642,GECLS-6901886127, GECLS EXTN-7122678466, COVID EMERGENCY-6877944142, FITL-7035172628, WCTL-7035133576 -with Indian Bank Ganesh Nagar, Tilaknagar.branch – Reg.

You committed default in repayment of loans to the tune of Rs 177.03 Lakhs (Rupees One Crore Seventy Seven Lakh and Three Thousand Only) with further interest at the agreed rate from 11.04.2023 till date of repayment.

The Bank, issued notice under the Act on 26/04/2023 calling upon you to repay the outstanding amount of Rs 177.03 Lakhs (Rupees One Crore Seventy Seven Lakh and Three Thousand Only) as on 10/04/2023. The notice was sent to you by speed post has been returned unserved.

You are called upon to pay Rs 177.03 Lakhs (Rupees One Crore Seventy Seven Lakh and Three Thousand Only) together with interest from 11/04/2023 till date of payment within 60 days from the date of this notice failing which Bank, will be constrained to exercise rights of enforcement of security interest as against the secured assets given in the schedule hereunder. This Notice is without prejudice to any other right / remedy available to the Secured Creditor.

"We draw attention to the provisions of Section 13(8) of the SARFAESI Act and the Rules framed there under which deals with your rights of redemption over the securities"

SCHEDULE:

The specific details of the assets in which security interest is created are enumerated hereunder:

Mortgaged assets-

Description of property – 1/27, Third Floor, Mall Road, TilakNagar, Delhi-18, Bounded as: North - Road Below, South - Service Lane, East - Remaining portion of the said property, West - Service Lane

Hypothecated assets

Plot no 184, Sector-57, HSIIDC, Industrial Area, Kundli Phase IV, Sonipat, Harayana and

Shed No 3, Binjal Road, Village Lammay, Tehsil Jagraon, Distt Ludhiana Punjab-142034

Date: 19-05-2023, Place: Delhi **Authorized Officer, Indian Bank**

Form No. INC-26

{Pursuant to Rule 30 of the Companies (Incorporation) Rules, 2014}
Before the Central Government, Regional Director, Northern Region, New Delhi
In the matter of sub-section (4) of Section 13 of Companies Act, 2013 and clause (a) of sub-rule (5) of Rule 30 of the Companies (Incorporation) Rules, 2014
AND
In the matter of
ROHILKHAND MERCHANTS PRIVATE LIMITED
(CIN: U93090DL2014PTC399310)
having its Registered Office at **FLAT NO-116, FIRST FLOOR PLOT NO-7 DISTRICT CENTER, LAXMI NAGAR, SHAHDARA, DELHI-110092**

.....Applicant Company / Petitioner

NOTICE is hereby given to the General Public that the Company proposes to make application to the Central Government under Section 13(4) of the Companies Act, 2013 seeking confirmation of alteration of the Memorandum of Association of the Company in terms of the special resolution passed at the Extra Ordinary General Meeting held on **15th May, 2023** to enable the Company to change its Registered Office from **"National Capital Territory of Delhi"** to the **"State of Uttar Pradesh".**

Any person whose interest is likely to be affected by the proposed change of the registered office of the company may deliver either on the **MCA-21 portal (www.mca.gov.in) by filing investor complaint form** or cause to be delivered or send by registered post his /her objections supported by an affidavit stating the nature of his / her interest and grounds of opposition to the **Regional Director, Northern Region, Ministry of Corporate Affairs, B-2 Wing, 2nd Floor, Pt. Deendayal Antyodaya Bhawan, CGO Complex, New Delhi-110003** within fourteen (14) days from the date of publication of this notice with a copy to the applicant Company at its Registered Office at the address mentioned below:-

FLAT NO-116, FIRST FLOOR PLOT NO-7 DISTRICT CENTER, LAXMI NAGAR, SHAHDARA, DELHI-110092

For & on behalf of
ROHILKHAND MERCHANTS PRIVATE LIMITED
Sd/-
MAYUR GUPTA
Date : 19.05.2023 (DIRECTOR)
Place : New Delhi **DIN: 06901505**

बैंक ऑफ बड़ौदा BANK OF BARODA

विजया VIJAYA देना DENA

Regional office: Sanjay Place, Agra
Mob. 8477009315

E-AUCTION SALE NOTICE

[Appendix IV-A (Provision to Rule 8(6) & 6(2)]
Sale Notice for Sale of Immovable Properties

E-Auction Sale Notice for sale of Immovable Assets under the securitization and Reconstruction of Financial Assets and Enforcement of Security Interest Act, 2002 read with provision of Rule 8 (6) & 6 (2) of the Security Interest (Enforcement) Rules, 2002 Notice is hereby given to the public in general and in particular to the Borrower(s) and Guarantors(s) that the below described immovable Property mortgaged/charged to the Bank of Baroda, the Symbolic/Physical possession of which has been taken by the Authorised Officer of Bank of Baroda, will be sold on "As is where is, As is what is", and "Whatever there is" basis for realization of the debts due to Bank, Further details of property are mentioned below:

Name of the Borrowers/Guarantors & Address	Date of Demand Notice / Dues	Description of Properties	Type of Possession	Reserve Price / EMD / Bid Increment Amount
Branch: Trans Yamuna Colony, Branch: Phase II, Near Vidya Nursing Home, Firozabad Road, Distt. Agra (U.P.) Mob: 8477009342				
Mr. Juber S/o Mr. Jakir, R/o: Property No. 199, Rahul Nagar, Mauza Bodla, Agra-282005	05.07.2022 Rs 10,56,404.92 plus interest and other charges	Equitable Mortgaged by trans Yamuna colony, branch of residential property situated at Plot no. 199, Khasra no. 619, situated at Rahul Nagar, Mauza Bodla, Tehsil & District, Agra, admeasuring, Area: 41.8 Sq Mtr, standing in the name of Mr. Juber S/o Jakir, the Boundaries of Property are as: East- Plot no. 199A, West-Plot no. 198, North-Road 16' ft & Exit, South- Other's Property.	Symbolic Possession	Rs. 10,00,000/- Rs 1,00,000/- Rs 10,000/-

DATE OF E-AUCTION: 06.06.2023, Time:02:00 Pm to 06:00 Pm, Last Date and Time of Receipt of Bid 05.06.2023, up to 5.00 PM.
Property Inspection Date & Time: 01.06.2023 Time: 2.00 to 5.00 PM

The sale will be done by the undersigned through e-auction platform provided at the Website https://www.mstcecommerce.com on the date and time mentioned above. The interested bidders may submit EMD through DD/NEFT or RTGS, in the respective EMD Collection Account the intending Bidders/Purchasers are required to participate in the E-Auction process at e-Auction Service Provider's website https:www.mstcecommerce.com. This service Provider will also provide online demonstration/training on e-Auction on the portal. The Sale Notice containing the General Terms and Conditions of Sale is available/published in the Banks websites/webpage portal. https://ibapi.in and http://www.mstcecommerce.com

For detailed terms & conditions

For further details of Terms & Conditions of Sale Please refer to link provided in Secure Creditor-https://www.bankofbaroda.com
STATUTORY 15/30 DAYS SALE NOTICE UNDER RULE 8(6) & 6(2)/RULE 9(1) OF SECURITY INTEREST (ENFORCEMENT) RULES 2002
This may also be treated as notice u/r 8(6) & 6(2)/Rule 9(1) of Security interest (Enforcement) Rules, 2002 to the borrower/s and guarantor/s of the said loan about the holding of E-Auction Sale on the above mentioned date.

Date: 20.05.2023 Authorised Officer

IN THE NEWS

Students make a human chain on Friday, ahead of the upcoming G20 meetings, in Srinagar PTI

China to skip G20 Working Group meet in J&K

CHINA ON FRIDAY said it will not attend the planned G20 Tourism Working Group meeting in Jammu & Kashmir next week, asserting that it is "firmly opposed" to holding such meetings in the "disputed territory". India will host the meeting in Srinagar from May 22-24. PTI

UP top buyer from GeM portal in FY23

UP EMERGED AS the largest buyer of goods and services among all states and UTs from government portal GeM in 2022-23, according to the central government data. UP government and its agencies procured goods and services worth ₹12,152 crore from the platform. PTI

● OUTPUT UP 12% FROM LAST YEAR

Defence production hits record ₹1 trillion

MUKESH JAGOTA
New Delhi, May 19

DEFENCE PRODUCTION IN the country has crossed ₹1 trillion in 2022-23, registering a growth of 12% from last year, thanks to the policy push to promote indigenous manufacturing of defence equipment and curb imports.

According to a statement issued by the ministry of defence on Friday, the total value of defence equipments produced locally stands at ₹1.06 trillion currently and the number is expected to inch higher as data from more private sector units flows in.

The domestic defence sector was opened up in May 2001 for Indian private sector participation. Since then a total of 601 industrial licenses have been issued to 368 companies operating in the defence sector. FDI of up to 75% is allowed in defence manufacturing.

To promote indigenous design, development and manufacture of defence equipment, the Defence Acquisition Programme 2020 gives priority to procurement of capital items from domestic sources. Deadlines have been set after which some products and parts would not be imported.

The Department of Defence Production (DDP) has notified four Positive Indigenisation List (PIL) of 4,666 items. The total number of indigenised items till February 2023 from these PILs of DDP stands at 2,786, worth an import substitution value of ₹2,570 crore.

Due to the government efforts, the expenditure on defence procurement from foreign sources has reduced from 46% of overall expenditure in 2018-19 to 36.7% during April-December 2022, according to the ministry of defence.

Efforts to promote local manufacturing has also helped exports. The Indian defence export has risen by more than 8 times since 2016-17. In 2016-17, the defence exports were worth ₹1,522 crore which has gone up to ₹13,800 crore till date.

VALUE OF INDIA'S DEFENCE PRODUCTION
(₹ crore)

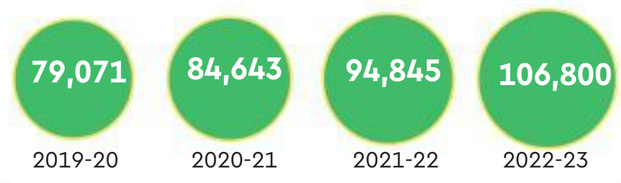

Manali, Goa top tourist hotspots

AS THE SUMMER sizzles, Indians are preparing for holidays with 82% of them intending to travel during this season making Manali and Goa as their favourite hill and beach destinations respectively, according to a survey by Hospitality technology firm, OYO.

As per OYO's Summer Vacation Index 2023, the surge in domestic travels that was induced by Covid restrictions continues with a staggering 92% of respondents planning to explore domestic destinations.

The survey, which took responses of over 15,000 people across India via OYO app, also found that shorter trips and 'staycations' of 1-3 days continue to be the top preference.

"The travel resurgence continues strong with 82% Indians intending to travel during this summer season. The Covid travel restriction induced trend of rediscovery of our own country's beauty also continues strong with a staggering 92% planning to explore domestic destinations," OYO said in a statement.

As far as destinations are concerned, mountains are the clear choice this summer with 30% votes, followed closely by beaches at 26%, it added.

"India's favourite mountain destination is Manali, followed by Kashmir, Mcleod Ganj, Ooty and Coorg. OYO hotels in Manali continue to see an uptick in demand as summer travel gains pace," the company said. – PTI

AMCs staring at ₹1,400-crore hit amid Sebi's expense ratio proposal

SIDDHANT MISHRA
Mumbai, May 19

THE SECURITIES AND Exchange Board of India's (Sebi's) proposal to introduce a uniform total expense ratio (TER) structure has left asset management companies (AMCs) sweating over a potential ₹1,400-crore hit to the bottom line.

The consultation paper by the regulator states that fresh proposals will cap the TER at ₹29,404 crore, in comparison to the ₹30,806 crore charged by AMCs in FY22. According to a Jefferies calculation, this indicates a 13% dent to profits if the proposal to bring in a uniform TER sees light of the day.

The report said that the pre-tax profit of fund houses was ₹10,900 crore in FY22, after accounting for the ₹30,800 crore in expenses. The new structure points to a hit of ₹1,400 crore, and 4 bps of the average AUM.

The new proposal comes as a double-whammy to MFs, after the earlier blow to fund houses with respect to removal of the indexation benefit.

However, some see a silver lining, saying it could help bring in more investors into the MF universe.

"This is a welcome step as a uniform structure, which will bring in higher transparency, will help get in more retail investors into a space largely dominated by institutional investors," said Manmeet Kaur, principal associate, Karanjawala & Co.

She said TERs based on the AMC level, instead of the scheme level, will help in widening the reach to smaller cities.

Sebi's new slab has a 2.55% limit on expenses for equity schemes for AMCs with an AUM of up to ₹2,500 crore. For non-equity schemes, the proposed cap is 1.2% up to ₹5,000 crore in AUM.

Listed AMCs saw a mixed bag on Friday. While HDFC MF and Aditya Birla Sun Life MF closed in the red, down 0.83% and 1.58% respectively, UTI AMC rose 2.38% and Shriram AMC gained 2.12%. Nippon Life AMC traded flat at 0.06%.

"The larger AMCs are in focus. HDFC MF and Aditya Birla Sun Life MF are bigger in terms of profitability, hence they reacted negatively. The market possibly sees better profits for the relatively smaller players, which explains the trend," said Gaurav Jani, research analyst, Prabhudas Lilladher.

Until now, brokerage and transaction costs, incentives to distributors to get inflows from B30 regions, GST and expenses on account of exit loads were components charged over and above the TER.

A MIXED BAG

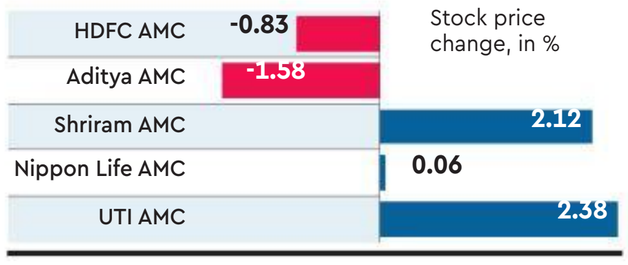

ARVIND SMARTSPACES

ARVIND SMARTSPACES LIMITED
[CIN – L45201GJ2008PLC055771]
Regd. Office: 24, Government Servant's Society, Near Municipal Market, Off. C.G. Road, Navrangpura, Ahmedabad-380009.
Contact: 079 6826 7000 Website: www.arvindsmartspaces.com Email: investor@arvindinfra.com

EXTRACT OF AUDITED CONSOLIDATED FINANCIAL RESULTS FOR THE QUARTER AND YEAR ENDED ON 31ST MARCH, 2023

[₹ in Lakhs except per share data]

Sr. No.	Particulars	Quarter ended on			Year ended on	
		31.03.2023	31.12.2022	31.03.2022	31.03.2023	31.03.2022
		Audited	Unaudited	Audited	Audited	Audited
1	Revenue from Operations	9268.29	5263.28	16112.81	25591.68	25684.41
2	Net Profit / (Loss) for the period (before Tax, Exceptional and/or Extraordinary items)	1478.48	666.34	2191.63	3957.71	3762.02
3	Net Profit / (Loss) for the period before tax (after Exceptional and/or Extraordinary items)	1478.48	666.34	2191.63	3957.71	3762.02
4	Net Profit / (Loss) for the period after tax (after Exceptional and/or Extraordinary items)	1048.10	506.01	1423.75	2782.71	2477.14
5	Total Comprehensive Income for the period [Comprising Profit / (Loss) for the period (after tax) and Other Comprehensive Income (after tax)]	1030.23	506.29	1442.27	2765.70	2478.28
6	Equity Share Capital (Face Value ₹ 10/- per share)	4531.20	4531.20	4246.20	4531.20	4246.20
7	Reserves (excluding Revaluation Reserve) as shown in the Audited Balance Sheet of the previous year	-	-	-	42109.97	38934.89
8	Earnings Per Share (of ₹ 10/- each) Basic : (₹)	2.05	0.94	3.29	5.83	6.47
	Diluted: (₹)	2.04	0.92	3.17	5.63	6.30

Notes:
(1) These Audited consolidated financial results of Arvind SmartSpaces Limited ("Holding Company") and its subsidiaries (together referred as "Group") and joint ventures for the quarter and year ended 31st March, 2023 have been reviewed by the Audit Committee and thereafter approved by the Board of Directors at their meeting held on 19th May, 2023. The consolidated financial results are prepared in accordance with the Indian Accounting Standard (Ind AS) as prescribed under Section 133 of the Companies Act, 2013. (2) The Group's business falls within single business segment of developing of commercial and residential units. Hence, disclosures under Ind AS 108 - Operating Segments are not reported separately. (3) Previous period figures have been regrouped, rearranged and reclassified where necessary to conform to current period's classification. (4) The Board of Directors recommended a final dividend of Rs.1.65/- per equity share and one-time special dividend of Rs. 1.65/- per equity share, totaling to a dividend of Rs.3.30/- per equity share of face value of Rs 10 each, for the financial year ended 31st March,2023, subject to approval of shareholders in the ensuing Annual General Meeting.

The standalone financial results for the quarter and year ended 31st March, 2023 are summarized below: [₹ in Lacs]

Sr. No.	Particulars	Quarter ended on			Year ended on	
		31.03.2023	31.12.2022	31.03.2022	31.03.2023	31.03.2022
		Audited	Unaudited	Audited	Audited	Audited
1	Revenue from operations	3149.96	2932.62	4119.75	11727.81	12017.05
2	Profit before tax	651.71	1314.01	1031.44	4734.41	4539.20
3	Profit after tax	496.28	1098.60	776.45	3827.31	3904.48

The above is an extract of the detailed format of Unaudited Financial Results for the quarter and year ended on 31st March, 2023, filed with the Stock Exchanges under Regulation 33 of the SEBI (Listing and Other Disclosure Requirements) Regulations, 2015. The full format of the standalone and consolidated financial results are available on the Stock Exchange websites at www.bseindia.com and www.nseindia.com and on the company's website www.arvindsmartspaces.com.

Place: Ahmedabad
Date: 19th May, 2023

For, Arvind SmartSpaces Limited
Kamal Singal
Managing Director and CEO